


		ICON	Evolution	Clear Advantage	Excel+	Micro Edge	Direct Connect	OE Style Blade
<b>Acura</b>								
<b>CL</b>								
2003-01	Driver's Side	24A	4824	24-CA	41924	40724	40524	
	Passenger's Side	19B	4819	19-CA	41919	40719A	40519	
1999-97	Driver's Side	24A	4824	24-CA	41924	40724	40524	
	Passenger's Side	19A	4819	19-CA	41919	40719A	40519	
<b>CSX</b>								
2011-06	Driver's Side	26A	4826	26-CA	41926	40726	40526	
	Passenger's Side	22A	4822	22-CA	41922	40722A	40522	
<b>EL</b>								
2005-04	Driver's Side	21A	4821	21-CA	41921	40721	40521	
	Passenger's Side	19A	4819	19-CA	41919	40719A	40519	
2000-97	Driver's Side	20A	4820	20-CA	41920	40720A	40520	
	Passenger's Side	18A	4818	18-CA	41918	40718A	40518	
<b>ILX</b>								
2014-13	Driver's Side	26A	4826	26-CA	41926	40726	40526	
	Passenger's Side	19A	4819	19-CA	41919	40719A	40519	
<b>Integra</b>								
2001-94	Driver's Side	22A	4822	22-CA	41922	40722A	40522	
	Passenger's Side	18A	4818	18-CA	41918	40718A	40518	
	Hatchback Rear		4819	19-CA	41919	40719A	40519	
1993-90	Driver's Side		4820	20-CA	41920	40720A	40520	
	Passenger's Side		4819	19-CA	41919	40719A	40519	
	Rear		4819	19-CA	41919	40719A	40519	
1989-86	Front		4819	19-CA	41919	40719A	40519	
	Rear		4818	18-CA	41918	40718A	40518	
<b>Legend</b>								
1995-91	Driver's Side	22A	4822	22-CA	41922	40722A	40522	
	Passenger's Side	19A	4819	19-CA	41919	40719A	40519	
<b>MDX</b>								
2013-07	Driver's Side	26A	4826	26-CA	41926	40726	40526	
	Passenger's Side	21B	4821	21-CA	41921	40721	40521	
	Rear							H306
2006-01	Driver's Side	24A	4824	24-CA	41924	40724	40524	
	Passenger's Side	21B	4821	21-CA	41921	40721	40521	
<b>NSX</b>								
2005-02	Driver's Side	22A	4822	22-CA	41922	40722A	40522	
	Passenger's Side	21A	4821	21-CA	41921	40721	40521	
2001-91	Front	22A	4822	22-CA	41922	40722A	40522	
<b>RDX</b>								
2014-07	Driver's Side	26A	4826	26-CA	41926	40726	40526	
	Passenger's Side	16A	4816	16-CA	41916	40716A	40516	
	Rear							H354
<b>RL</b>								
2004-96	Driver's Side	22A	4822	22-CA	41922	40722A	40522	
	Passenger's Side	19B	4819	19-CA	41919	40719A	40519	
<b>RSX</b>								
2006-02	Driver's Side	24A	4824	24-CA	41924	40724	40524	
	Passenger's Side	20B	4820	20-CA	41920	40720A	40520	
	Rear		4820	20-CA	41920	40720A	40520	
<b>SLX</b>								
1999-96	Front	20A	4820	20-CA	41920	40720A	40520	
	Rear			15-CA	41915	40715	40515	
<b>TL</b>								
2013-04	Driver's Side	26A	4826	26-CA	41926	40726	40526	
	Passenger's Side	19B	4819	19-CA	41919	40719A	40519	
2003-95	Driver's Side	24A	4824	24-CA	41924	40724	40524	
	Passenger's Side	19B	4819	19-CA	41919	40719A	40519	
<b>TSX</b>								
2014	Sedan	Driver's Side	24A	4824	24-CA	41924	40724	40524
		Passenger's Side	22B	4822	22-CA	41922	40722A	40522

		ICON	Evolution	Clear Advantage	Excel+	Micro Edge	Direct Connect	OE Style Blade
<b>Acura (cont'd)</b>								
<b>TSX (cont'd)</b>								
2013-12	Driver's Side	<b>24A</b>	<b>4824</b>	<b>24-CA</b>	<b>41924</b>	<b>40724</b>	<b>40524</b>	
	Passenger's Side	<b>22B</b>	<b>4822</b>	<b>22-CA</b>	<b>41922</b>	<b>40722A</b>	<b>40522</b>	
	Wagon Rear							<b>H306</b>
2011	Driver's Side	<b>24A</b>	<b>4824</b>	<b>24-CA</b>	<b>41924</b>	<b>40724</b>	<b>40524</b>	
	Passenger's Side	<b>22B</b>	<b>4822</b>	<b>22-CA</b>	<b>41922</b>	<b>40722A</b>	<b>40522</b>	
	Rear							<b>H306</b>
2010-09	Driver's Side	<b>24A</b>	<b>4824</b>	<b>24-CA</b>	<b>41924</b>	<b>40724</b>	<b>40524</b>	
	Passenger's Side	<b>22B</b>	<b>4822</b>	<b>22-CA</b>	<b>41922</b>	<b>40722A</b>	<b>40522</b>	
2008-04	Driver's Side	<b>26A</b>	<b>4826</b>	<b>26-CA</b>	<b>41926</b>	<b>40726</b>	<b>40526</b>	
	Passenger's Side	<b>16A</b>	<b>4816</b>	<b>16-CA</b>	<b>41916</b>	<b>40716A</b>	<b>40516</b>	
<b>Vigor</b>								
1994-92	Driver's Side	<b>24A</b>	<b>4824</b>	<b>24-CA</b>	<b>41924</b>	<b>40724</b>	<b>40524</b>	
	Passenger's Side	<b>19A</b>	<b>4819</b>	<b>19-CA</b>	<b>41919</b>	<b>40719A</b>	<b>40519</b>	
<b>ZDX</b>								
2013-10	Driver's Side		<b>4826</b>	<b>26-CA</b>	<b>41926</b>	<b>40726</b>	<b>40526</b>	
	Passenger's Side		<b>4819</b>	<b>19-CA</b>	<b>41919</b>	<b>40719A</b>	<b>40519</b>	
<b>Alfa Romeo</b>								
<b>Alfetta</b>								
1977-75	Front				<b>41913</b>	<b>40713</b>	<b>40513</b>	
<b>GT Veloce</b>								
1974	Front					<b>40713</b>		
<b>GTV-6</b>								
1986-81	Front		<b>4818</b>		<b>41918</b>	<b>40718A</b>	<b>40518</b>	<b>3397118506<sup>2</sup></b>
<b>Milano</b>								
1989-87	Front	<b>18A</b>	<b>4818</b>	<b>18-CA</b>	<b>41918</b>	<b>40718A</b>	<b>40518</b>	<b>3397118506<sup>2</sup></b>
<b>Spider</b>								
1994-86	Front	<b>16A</b>	<b>4816</b>	<b>16-CA</b>	<b>41916</b>	<b>40716A</b>	<b>40516</b>	
1985-82	Front	<b>16A</b>	<b>4816</b>	<b>16-CA</b>		<b>40716A</b>	<b>40516</b>	
1981-78	Front	<b>16A</b>	<b>4816</b>			<b>40716A</b>		
1977-74	Front				<b>41913</b>	<b>40713</b>		
1973-72	Front					<b>40713</b>		
<b>Sport</b>								
1979	Front					<b>40716A</b>		
<b>Sprint</b>								
1979	Front					<b>40716A</b>		
1977	Front				<b>41913</b>	<b>40713</b>	<b>40513</b>	
<b>164</b>								
1995-91	Front	<b>21A</b>	<b>4821</b>	<b>21-CA</b>	<b>41921</b>	<b>40721</b>	<b>40521</b>	<b>3397118401<sup>2</sup></b>
<b>American Motors</b>								
<b>Ambassador</b>								
1974-70	Front					<b>40716A</b>		
<b>AMX</b>								
1980-78	Front				<b>41918<sup>1</sup></b>	<b>40718A<sup>1</sup></b>	<b>40518<sup>1</sup></b>	
1970-69	Front					<b>40718A</b>		
<b>Concord</b>								
1983	Front				<b>41918<sup>1</sup></b>	<b>40718A<sup>1</sup></b>	<b>40518<sup>1</sup></b>	
	Wagon Rear				<b>41916</b>	<b>40716A</b>	<b>40516</b>	
1982-80	Front				<b>41918<sup>1</sup></b>	<b>40718A<sup>1</sup></b>	<b>40518<sup>1</sup></b>	
	Wagon Rear				<b>41916<sup>1</sup></b>	<b>40716A<sup>1</sup></b>	<b>40516<sup>1</sup></b>	
1979-78	Front				<b>41918<sup>1</sup></b>	<b>40718A<sup>1</sup></b>	<b>40518<sup>1</sup></b>	
<b>Eagle</b>								
1988	Front				<b>41918<sup>1</sup></b>	<b>40718A<sup>1</sup></b>	<b>40518<sup>1</sup></b>	
	Rear				<b>41916<sup>1</sup></b>	<b>40716A<sup>1</sup></b>	<b>40516<sup>1</sup></b>	
1987-84	Front				<b>41918<sup>1</sup></b>	<b>40718A<sup>1</sup></b>	<b>40518<sup>1</sup></b>	
	Wagon Rear				<b>41916<sup>1</sup></b>	<b>40716A<sup>1</sup></b>	<b>40516<sup>1</sup></b>	

1 Use Separate Enclosed Connector  
2 Set


		ICON	Evolution	Clear Advantage	Excel+	Micro Edge	Direct Connect	OE Style Blade
<b>American Motors (cont'd)</b>								
<b>Eagle (cont'd)</b>								
1983-81	Front				41918 <sup>1</sup>	40718A <sup>1</sup>	40518 <sup>1</sup>	
	Hatchback Rear				41916 <sup>1</sup>	40716A <sup>1</sup>	40516 <sup>1</sup>	
	Wagon Rear				41916 <sup>1</sup>	40716A <sup>1</sup>	40516 <sup>1</sup>	
1980	Front				41918 <sup>1</sup>	40718A <sup>1</sup>	40518 <sup>1</sup>	
	Wagon Rear				41916 <sup>1</sup>	40716A <sup>1</sup>	40516 <sup>1</sup>	
<b>Gremlin</b>								
1978	Front				41918 <sup>1</sup>	40718A <sup>1</sup>	40518 <sup>1</sup>	
1977-73	Front				41916 <sup>1</sup>	40716A <sup>1</sup>	40516 <sup>1</sup>	
1972-71	Front					40718A		
<b>Hornet</b>								
1977-74	Front				41916 <sup>1</sup>	40716A <sup>1</sup>	40516 <sup>1</sup>	
1973	Front					40716A		
1972-71	Front					40718A		
<b>Javelin</b>								
1974-70	Front					40718A		
<b>Matador</b>								
1978-74	Front				41916 <sup>1</sup>	40716A <sup>1</sup>	40516 <sup>1</sup>	
1973-71	Front					40716A		
<b>Pacer</b>								
1980-75	Front				41918 <sup>1</sup>	40718A <sup>1</sup>	40518 <sup>1</sup>	
	Rear				41916 <sup>1</sup>	40716A <sup>1</sup>	40516 <sup>1</sup>	
<b>Spirit</b>								
1983	Front				41918 <sup>1</sup>	40718A <sup>1</sup>	40518 <sup>1</sup>	
	Rear				41918 <sup>1</sup>	40718A <sup>1</sup>	40518 <sup>1</sup>	
1982	Front				41918 <sup>1</sup>	40718A <sup>1</sup>	40518 <sup>1</sup>	
	Coupe Rear				41918 <sup>1</sup>	40718A <sup>1</sup>	40518 <sup>1</sup>	
	Hatchback Rear				41918 <sup>1</sup>	40718A <sup>1</sup>	40518 <sup>1</sup>	
1981-79	Front				41918 <sup>1</sup>	40718A <sup>1</sup>	40518 <sup>1</sup>	
	Hatchback Rear				41918 <sup>1</sup>	40718A <sup>1</sup>	40518 <sup>1</sup>	
<b>Audi</b>								
<b>Allroad</b>								
2014	Rear							A402H
2013	Front							3397007297 <sup>2</sup>
	Rear							A402H
<b>Allroad Quattro</b>								
2005-02	Front							3397001582 <sup>2,9</sup>
2001	Front							3397001582 <sup>2,9</sup>
	Driver's Side		4822		41922	40722A	40522	
<b>A3</b>								
2013-12	Hatchback Front							3397118929 <sup>2</sup>
	Driver's Side	24OE	4842					
	Passenger's Side	19OE	4838					
	Rear							H772
2011	Front							3397118929 <sup>2</sup>
	Driver's Side	24OE	4842					
	Passenger's Side	19OE	4838					
	Rear							H772
2010-09	Hatchback Front							3397118929 <sup>2</sup>
	Driver's Side	24OE	4842					
	Passenger's Side	19OE	4838					
	Rear							H772
2008-06	Front							3397118929 <sup>2</sup>
	Driver's Side	24OE	4842					
	Passenger's Side	19OE	4838					
	Rear							H772
<b>A3 Quattro</b>								
2013-06	Front							3397118929 <sup>2</sup>
	Driver's Side	24OE	4842					
	Passenger's Side	19OE	4838					
	Rear							H772

1 Use Separate Enclosed Connector  
2 Set  
9 Passenger side, curved


			ICON	Evolution	Clear Advantage	Excel+	Micro Edge	Direct Connect	OE Style Blade
<b>Audi (cont'd)</b>									
<b>A4</b>									
2012-09		Front							3397007297 <sup>2</sup>
2008-06	Convertible	Front							3397118933 <sup>2</sup>
	Sedan	Front							3397118933 <sup>2</sup>
2005	Convertible	Front							3397118933 <sup>2</sup>
	Sedan	Front							3397118933 <sup>2</sup>
	Wagon	Rear			15-CA	41915	40715	40515	3397118933 <sup>2</sup>
2004	Convertible	Front, Early							3397001909 <sup>2</sup>
		Front, Late							3397118933 <sup>2</sup>
	Sedan	Front, Early							3397001909 <sup>2</sup>
		Front, Late							3397118933 <sup>2</sup>
	Wagon	Front, Early							3397001909 <sup>2</sup>
		Front, Late							3397118933 <sup>2</sup>
2003-02		Front			15-CA	41915	40715	40515	3397001909 <sup>2</sup>
2001-99	Sedan	Front	21A	4821	21-CA	41921	40721	40521	3397001583 <sup>2</sup>
1998		Front	21A	4821	21-CA	41921	40721	40521	3397001583 <sup>2</sup>
	Wagon	Rear			15-CA	41915	40715	40515	3397001583 <sup>2</sup>
1997-96		Front	21A	4821	21-CA	41921	40721	40521	3397001583 <sup>2</sup>
<b>A4 allroad</b>									
2014		Rear							A402H
2013		Front							3397007297 <sup>2</sup>
		Rear							A402H
<b>A4 Quattro</b>									
2013		Front							3397007297 <sup>2</sup>
2012-09		Front							3397007297 <sup>2</sup>
	Wagon	Rear							A402H
2008-05		Front							3397118933 <sup>2</sup>
	Wagon	Rear							H772
2004	Sedan	Front, Early							3397001909 <sup>2</sup>
		Front, Late							3397118933 <sup>2</sup>
	Wagon	Front, Early							3397001909 <sup>2</sup>
		Front, Late							3397118933 <sup>2</sup>
2003-02		Rear							H772
		Front							3397001909 <sup>2</sup>
	Wagon	Rear							H772
2001-98		Front	21A	4821	21-CA	41921	40721	40521	3397001583 <sup>2</sup>
	Wagon	Rear			15-CA	41915	40715	40515	3397001583 <sup>2</sup>
1997-96		Front	21A	4821	21-CA	41921	40721	40521	3397001583 <sup>2</sup>
<b>A5</b>									
2013-10	Convertible	Front							3397007297 <sup>2</sup>
<b>A5 Quattro</b>									
2013-09		Front							3397007297 <sup>2</sup>
<b>A6</b>									
2012		Front							3397007638 <sup>2</sup>
2011		Front							3397007638 <sup>2</sup>
		Driver's Side	24OE	4842					
		Passenger's Side	21OE	4840					
2010-06		Front							3397118934 <sup>2</sup>
2004		Front							3397118933 <sup>2</sup>
2003-02		Front							3397118933 <sup>2</sup>
2001		Front	22A	4822	22-CA	41922	40722A	40522	
2000-99	Sedan	Front	22A	4822	22-CA	41922	40722A	40522	
1998		Front	22A	4822	22-CA	41922	40722A	40522	
1997-95		Front	22A	4822	22-CA	41922	40722A	40522	
	Wagon	Rear		4818	18-CA	41918	40718A	40518	
<b>A6 Quattro</b>									
2012		Front							3397007638 <sup>2</sup>
2011		Driver's Side	24OE	4842					
		Passenger's Side	21OE	4840					
	Wagon	Rear							A402H
2010-06		Front							3397118934 <sup>2</sup>
	Wagon	Rear							H772


		ICON	Evolution	Clear Advantage	Excel+	Micro Edge	Direct Connect	OE Style Blade
<b>Audi (cont'd)</b>								
<b>A6 Quattro (cont'd)</b>								
2005	Front							3397118934 <sup>2</sup>
2004	Front							3397118933 <sup>2</sup>
	Wagon Rear							H380
2003-02	Front					40722A		3397118933 <sup>2</sup>
	Driver's Side	22A						
	Wagon Rear					40715		H380
2001-98	Front	22A	4822	22-CA	41922	40722A	40522	
	Wagon Rear			15-CA	41915	40715	40515	
1997-95	Front	22A	4822	22-CA	41922	40722A	40522	3397118421 <sup>2</sup>
	Wagon Rear		4818	18-CA	41918	40718A	40518	
<b>A7 Quattro</b>								
2012	Front							3397007297 <sup>2</sup>
<b>A8</b>								
1999-97	Front							3397001582 <sup>2,9</sup>
<b>A8 Quattro</b>								
2013-10	Front							3397007586 <sup>2</sup>
2002-00	Front							3397001582 <sup>2,9</sup>
1999	Driver's Side					40722A		
1998-97	Front							3397001582 <sup>2,9</sup>
<b>Cabriolet</b>								
1998-94	Front	22A	4822	22-CA	41922	40722A	40522	3397118421 <sup>2</sup>
<b>Coupe</b>								
1987-85	Front	21A	4821	21-CA	41921	40721	40521	3397118401 <sup>2</sup>
	Rear		4818	18-CA	41918	40718A	40518	
1984-81	Front	18A	4818	18-CA	41918	40718A	40518	3397118401 <sup>2</sup>
	Rear		4818	18-CA	41918	40718A	40518	
<b>Coupe Quattro</b>								
1991-90	Front	22A	4822	22-CA	41922	40722A	40522	3397118421 <sup>2</sup>
<b>Fox</b>								
1979	Front	16A	4816	16-CA	41916	40716A	40516	
1978-75	Front	16A	4816	16-CA	41916	40716A	40516	
	Rear		4816		41916	40716A	40516	
1974	Front					40716A		
<b>Quattro</b>								
1986	Front			18-CA				
1985-84	Front		4821		41921	40721		3397118401 <sup>2</sup>
	Rear		4818	18-CA	41918	40718A	40518	
1983	Front		4818	18-CA	41918	40718A	40518	
	Rear		4818	18-CA	41918	40718A	40518	
<b>Q5</b>								
2014	Rear							A332H
2013-09	Front							3397007297 <sup>2</sup>
	Rear							A332H
<b>Q7</b>								
2014	Rear							H772
2013-07	Front							3397007215 <sup>2</sup>
	Driver's Side	26OE	4843					
	Passenger's Side	24OE	4842					
	Rear							H772
<b>RS4</b>								
2008-07	Front							3397118933 <sup>2</sup>
<b>SQ5</b>								
2014	Rear							A332H
<b>S4</b>								
2011-10	Front							3397007297 <sup>2</sup>
2009	Front							3397118933 <sup>2</sup>
2008-06	Front							3397118933 <sup>2</sup>
	Wagon Rear							H772
2005	Sedan Front							3397118933 <sup>2</sup>
	Wagon Front							3397118933 <sup>2</sup>
	Rear							H772

2 Set  
9 Passenger side, curved

			ICON	Evolution	Clear Advantage	Excel+	Micro Edge	Direct Connect	OE Style Blade
<b>Audi (cont'd)</b>									
<b>S4 (cont'd)</b>									
2004	Wagon	Rear							H772
2002		Front							3397001909 <sup>2</sup>
	Wagon	Rear			15-CA	41915	40715	40515	
2001		Front	21A	4821	21-CA	41921	40721	40521	3397001583 <sup>2</sup>
	Wagon	Rear			15-CA	41915	40715	40515	
2000		Front	21A	4821	21-CA	41921	40721	40521	3397001583 <sup>2</sup>
<b>S5</b>									
2012-09		Front							3397007297 <sup>2</sup>
<b>S6</b>									
2013		Front							3397007638 <sup>2</sup>
2011		Driver's Side	240E	4842					
		Passenger's Side	210E	4840					
2010-07		Front							3397118934 <sup>2</sup>
2003	Wagon	Front							3397118933 <sup>2</sup>
		Rear							H380
2002	Wagon	Front							3397118933 <sup>2</sup>
		Rear					40715		H380
1997-96		Front	22A	4822		41922	40722A		
1995		Front	22A	4822	22-CA	41922	40722A	40522	3397118421 <sup>2</sup>
	Wagon	Rear		4818	18-CA	41918	40718A	40518	
<b>S8</b>									
2002-01		Front							3397001582 <sup>2,9</sup>
<b>TT</b>									
2009-08		Front							3397007290 <sup>2</sup>
		Driver's Side	220E	4841	220E-CA				
		Passenger's Side	210E	4840	210E-CA				
2006-04		Front	210E	4821 <sup>1</sup>	21-CA <sup>1</sup>		40721		3397118923 <sup>2</sup>
2003-00		Front		4821	21-CA	41921	40721	40521	
<b>TT Quattro</b>									
2013-08		Front							3397007290 <sup>2</sup>
		Driver's Side	220E	4841	220E-CA				
		Passenger's Side	210E	4840	210E-CA				
2006-04		Front	210E	4821 <sup>1</sup>	21-CA <sup>1</sup>		40721		3397118923 <sup>2</sup>
2003-00		Front		4821	21-CA	41921	40721	40521	
<b>V8 Quattro</b>									
1994-93		Front	22A	4822	22-CA	41922	40722A	40522	3397118421 <sup>2</sup>
1992		Front		4822		41922	40722A		
1991-90		Front	21A	4821	21-CA	41921	40721	40521	3397118401 <sup>2</sup>
<b>80</b>									
1992-88		Front	21A	4821	21-CA	41921	40721	40521	3397118401 <sup>2</sup>
<b>80 Quattro</b>									
1992-88		Front	21A	4821	21-CA	41921	40721	40521	3397118401 <sup>2</sup>
<b>90</b>									
1995-93		Front	21A	4821	21-CA	41921	40721	40521	3397118401 <sup>2</sup>
1991-88		Front	21A	4821	21-CA	41921	40721	40521	3397118401 <sup>2</sup>
<b>90 Quattro</b>									
1995-88		Front	21A	4821	21-CA	41921	40721	40521	3397118401 <sup>2</sup>
<b>100</b>									
1994		Front	22A	4822		41922	40722A		
	Sedan	Front			22-CA			40522	
	Wagon	Rear		4818		41918	40718A		
1993-91		Front	22A	4822	22-CA	41922	40722A	40522	
1989	Wagon	Front							3397118401 <sup>2</sup>
		Rear		4821	21-CA	41921	40721	40521	
<b>100 Quattro</b>									
1994-92		Front	22A	4822	22-CA	41922	40722A	40522	
	Sedan	Front							3397118421 <sup>2</sup>
	Wagon	Rear		4818	18-CA	41918	40718A	40518	
1991		Front	22A	4822	22-CA	41922	40722A	40522	3397118421 <sup>2</sup>
<b>100 Series</b>									
1977-75		Front		4816		41916	40716A		

1 Use Separate Enclosed Connector  
2 Set  
9 Passenger side, curved

	ICON	Evolution	Clear Advantage	Excel+	Micro Edge	Direct Connect	OE Style Blade
<b>Audi (cont'd)</b>							
<b>100 Series (cont'd)</b>							
1974	Front				40716A		
<b>200</b>							
1991	Front	22A	4822	22-CA	41922	40722A	40522 3397118421 <sup>2</sup>
<b>200 Quattro</b>							
1991	Front		4822		41922	40722A	
	Rear		4818		41918	40718A	
	Sedan Front	22A				40522	3397118421 <sup>2</sup>
1990-89	Wagon Rear		4821	21-CA	41921	40721	40521
<b>4000</b>							
1987-85	Front	21A	4821	21-CA	41921	40721	40521 3397118401 <sup>2</sup>
1984	Front	18A	4818	18-CA	41918	40718A	40518 3397118401 <sup>2</sup>
1983-80	Front	18A	4818	18-CA	41918	40718A	40518
<b>4000 Quattro</b>							
1987-85	Front				40721		
1984	Front				40718A		
<b>5000</b>							
1988-85	Front	21A	4821	21-CA	41921	40721	40521 3397118401 <sup>2</sup>
	Rear		4821	21-CA	41921	40721	40521
1984	Front	21A	4821	21-CA	41921	40721	40521 3397118401 <sup>2</sup>
1983-78	Front	18A	4818	18-CA	41918	40718A	40518
<b>5000 Quattro</b>							
1988-86	Front				40721		
<b>Bertone</b>							
<b>X-1/9</b>							
1988-84	Front				40715		
<b>BMW</b>							
<b>ActiveHybrid 5</b>							
2012	Driver's Side	26OE	4826				
	Passenger's Side	19OE	4819				
<b>Bavaria</b>							
1974-72	Front				40715		
<b>L6</b>							
1987	Front	18A	4818	18-CA	41918	40718A	40518 3397118506 <sup>2</sup>
<b>L7</b>							
1987-86	Front	18A	4818	18-CA	41918	40718A	40518 3397118506 <sup>2</sup>
<b>M3 (Convertible)</b>							
2012	Driver's Side	24OE	4842				
	Passenger's Side	18OE	4837				
2011	Driver's Side		4842				
	Passenger's Side		4837				
2010	Driver's Side	24OE	4842				
	Passenger's Side	18OE	4837				
2006-01	Driver's Side	22A	4822	22-CA			
	Passenger's Side	19B	4819	19-CA			
1999-95	Driver's Side	21A	4821	21-CA	41921	40721	40521
	Passenger's Side	20B	4820	20-CA	41920	40720A	40520
1991-88	Front	20A	4820	20-CA	41920	40720A	40520
<b>M3 (Coupe)</b>							
2012	Driver's Side	24OE	4842				
	Passenger's Side	18OE	4837				
2011	Driver's Side		4842				
	Passenger's Side		4837				
2010	Driver's Side	24OE	4842				
	Passenger's Side	18OE	4837				
2009-08	Front						3397007452 <sup>2</sup>
2006-01	Driver's Side	22A	4822	22-CA			
	Passenger's Side	19B	4819	19-CA			

			ICON	Evolution	Clear Advantage	Excel+	Micro Edge	Direct Connect	OE Style Blade
<b>BMW (cont'd)</b>									
<b>M3 (Coupe) (cont'd)</b>									
1999-95	Driver's Side		21A	4821	21-CA	41921	40721	40521	
	Passenger's Side		20B	4820	20-CA	41920	40720A	40520	
1991-88	Front		20A	4820	20-CA	41920	40720A	40520	
<b>M3 (Sedan)</b>									
2011	Driver's Side		24OE						
	Passenger's Side		19OE	4838					
2010	Front								3397007072 <sup>2</sup>
	Driver's Side		24OE						
	Passenger's Side		19OE	4838					
2009-08	Front								3397007072 <sup>2</sup>
	Driver's Side		24OE						
	Passenger's Side		19OE						
2006-01	Driver's Side		22A	4822	22-CA				
	Passenger's Side		19B	4819	19-CA				
1999-95	Driver's Side		21A	4821	21-CA	41921	40721	40521	
	Passenger's Side		20B	4820	20-CA	41920	40720A	40520	
1991-88	Front		20A	4820	20-CA	41920	40720A	40520	
<b>M5</b>									
2013	Front								3397007523 <sup>2</sup>
2010-06	Front								3397118955 <sup>2</sup>
	Driver's Side		24OE	4842	24OE-CA				
	Passenger's Side		22OE	4841	22OE-CA				
2003-00	Front								3397001539 <sup>2</sup>
1993-91	Front								3397118302 <sup>2</sup>
1988	Front								3397118506 <sup>2</sup>
	Driver's Side		20A	4820		41920	40720A	40520	
	Passenger's Side		18A	4818		41918	40718A	40518	
<b>M6</b>									
2010-06	Front								3397118955 <sup>2</sup>
	Driver's Side		24OE	4842	24OE-CA				
	Passenger's Side		22OE	4841	22OE-CA				
1988-87	Front								3397118506 <sup>2</sup>
<b>X1</b>									
2014	Sport Utility	Front							3397118929 <sup>2</sup>
		Driver's Side	24OE	4842					
		Passenger's Side	18OE	4837					
2013-12		Front							3397118929 <sup>2</sup>
		Driver's Side	24OE	4842					
		Passenger's Side	18OE	4837					
<b>X3</b>									
2013		Front							3397118953 <sup>2</sup>
		Driver's Side	26OE						
		Passenger's Side	20OE						
		Rear							A330H <sup>19</sup>
2012		Front							3397118929 <sup>2</sup>
		Driver's Side	26OE						
		Passenger's Side	20OE						
		Rear							A330H <sup>19</sup>
2011		Driver's Side	26OE						
		Passenger's Side	20OE						
		Rear							A330H <sup>19</sup>
2010-04		Front							3397118423 <sup>2</sup>
		Driver's Side	22A	4822	22-CA	41922	40722A	40522	
		Passenger's Side	20B	4820	20-CA	41920	40720A	40520	
		Rear							H351
<b>X5</b>									
2013		Driver's Side	24OE						
		Passenger's Side	20OE						
		Rear							A380H
2012		Driver's Side	24OE	4824 <sup>1</sup>					
		Passenger's Side	20OE	4820 <sup>1</sup>					
		Rear							A380H


1 Use Separate Enclosed Connector  
2 Set  
19 Plastic cover needs to be removed



		ICON	Evolution	Clear Advantage	Excel+	Micro Edge	Direct Connect	OE Style Blade
<b>BMW (cont'd)</b>								
<b>X5 (cont'd)</b>								
2011-08	Front							440 <sup>2</sup>
	Driver's Side	24OE	4824 <sup>1</sup>	24-CA <sup>1</sup>				
	Passenger's Side	20OE	4820 <sup>1</sup>	20-CA <sup>1</sup>				
	Rear							A380H
2007	Driver's Side					40724		
	Passenger's Side					40722A		
	Rear							H425
2006-00	Front							3397118308 <sup>2</sup>
	Driver's Side	24A	4824	24-CA	41924	40724	40524	
	Passenger's Side	22B	4822	22-CA	41922	40722A	40522	
	Rear							H425
<b>X6</b>								
2013-12	Driver's Side	24OE						
	Passenger's Side	20OE						
2011-08	Front							440 <sup>2</sup>
	Driver's Side	24OE	4824 <sup>1</sup>	24-CA <sup>1</sup>				
	Passenger's Side	20OE	4820 <sup>1</sup>	20-CA <sup>1</sup>				
<b>Z3</b>								
2002-96	Front		4820	20-CA	41920	40720A	40520	3397118561 <sup>2</sup>
	Driver's Side	20A						
	Passenger's Side	20B						
<b>Z4</b>								
2013-10	Driver's Side		4822	22-CA	41922	40722A	40522	
	Passenger's Side		4819	19-CA	41919	40719A	40519	
2009	Convertible		4822	22-CA	41922	40722A	40522	
	Driver's Side		4819	19-CA	41919	40719A	40519	
	Passenger's Side							
2008-06	Front							3397118404 <sup>2</sup>
	Driver's Side		4821	21-CA	41921	40721	40521	
	Passenger's Side		4820	20-CA	41920	40720A	40520	
2005-03	Front							3397001584 <sup>2,9</sup>
	Driver's Side		4821	21-CA	41921	40721	40521	
	Passenger's Side		4820	20-CA	41920	40720A	40520	
<b>Z8</b>								
2003-00	Front		4821	21-CA	41921	40721	40521	3397118401 <sup>2</sup>
<b>1 Series</b>								
2013-08	Front	20OE	4839					3397118922 <sup>2</sup>
<b>2.8 Bavaria</b>								
1971	Front					40715		
<b>3 Series (Convertible)</b>								
2013-10	Front							3397007579 <sup>2</sup>
	Driver's Side	24OE	4842					
	Passenger's Side	18OE	4837					
2009	Front							3397007452 <sup>2</sup>
	Driver's Side	24OE						
	Passenger's Side	19OE						
2007	Front							3397007452 <sup>2</sup>
	Driver's Side	24OE						
	Passenger's Side	19OE						
2006-00	Driver's Side	22A <sup>12</sup>	4822 <sup>12</sup>	22-CA <sup>12</sup>				
	Passenger's Side	19B <sup>12</sup>	4819 <sup>12</sup>	19-CA <sup>12</sup>				
1999	Driver's Side	21A <sup>12</sup>	4821 <sup>12</sup>	21-CA <sup>12</sup>	41921	40721	40521	
	Passenger's Side	20B <sup>12</sup>	4820 <sup>12</sup>	20-CA <sup>12</sup>	41920	40720A	40520	
	Rear		4818	18-CA	41918	40718A	40518	
1998-95	Driver's Side		4820	20-CA	41920	40720A	40520	3397118561 <sup>2</sup>
	Passenger's Side	20B <sup>12</sup>	4820 <sup>12</sup>	20-CA <sup>12</sup>	41920	40720A	40520	
	Rear		4818	18-CA	41918	40718A	40518	
1994	Driver's Side	21A	4821	21-CA	41921	40721	40521	
	Passenger's Side	20B	4820	20-CA	41920	40720A	40520	
1991	Driver's Side		4820	20-CA	41920	40720A	40520	
	Passenger's Side	20B	4820	20-CA	41920	40720A	40520	
1990-84	Front		4820	20-CA	41920	40720A	40520	
1983-80	Front	18A	4818	18-CA	41918	40718A	40518	3397118506 <sup>2</sup>

1 Use Separate Enclosed Connector  
2 Set  
9 Passenger side, curved


12 Remove plastic guide from wiper arm

			ICON	Evolution	Clear Advantage	Excel+	Micro Edge	Direct Connect	OE Style Blade
<b>BMW (cont'd)</b>									
<b>3 Series (Convertible) (cont'd)</b>									
1979	Front	04/79 on		4818			40718A		3397118506 <sup>2</sup>
1978-77	Front			4817		41917 <sup>1</sup>	40717A <sup>1</sup>	40517 <sup>1</sup>	
<b>3 Series (Coupe)</b>									
2013-12	Driver's Side		240E	4842					
	Passenger's Side		180E	4837					
2011-10	Front								3397007072 <sup>2</sup>
	Driver's Side		240E	4842					
	Passenger's Side		190E	4838					
2009	Front								3397007072 <sup>2</sup>
	Driver's Side		240E						
	Passenger's Side		190E						
2008-07	Front								3397007452 <sup>2</sup>
2006	Front								3397001394 <sup>2</sup>
2005-00	Front								3397001394 <sup>2</sup>
	Driver's Side		22A <sup>12</sup>	4822 <sup>12</sup>	22-CA <sup>12</sup>				
	Passenger's Side		19B <sup>12</sup>	4819 <sup>12</sup>	19-CA <sup>12</sup>				
1999	Front								3397001394 <sup>2</sup>
	Rear			4818	18-CA	41918	40718A	40518	
1998	Driver's Side		21A <sup>12</sup>	4821 <sup>12</sup>	21-CA <sup>12</sup>	41921	40721	40521	
	Passenger's Side		20B <sup>12</sup>	4820 <sup>12</sup>	20-CA <sup>12</sup>	41920	40720A	40520	
	Rear			4818	18-CA	41918	40718A	40518	
1997-95	Driver's Side		21A	4821	21-CA	41921	40721	40521	
	Passenger's Side		20B	4820	20-CA	41920	40720A	40520	
	Rear			4818	18-CA	41918	40718A	40518	
1994-92	Driver's Side		21A	4821	21-CA	41921	40721	40521	
	Passenger's Side		20B	4820	20-CA	41920	40720A	40520	
1991	Driver's Side			4820	20-CA	41920	40720A	40520	
	Passenger's Side		20B	4820	20-CA	41920	40720A	40520	
1990-84	Front			4820	20-CA	41920	40720A	40520	
1983-80	Front		18A	4818	18-CA	41918	40718A	40518	3397118506 <sup>2</sup>
1979	Front	04/79 on		4818			40718A		3397118506 <sup>2</sup>
1978-77	Front			4817		41917 <sup>1</sup>	40717A <sup>1</sup>	40517 <sup>1</sup>	3397118506 <sup>2</sup>
<b>3 Series (Sedan)</b>									
2013-11	Front								3397007579 <sup>2</sup>
	Driver's Side		240E	4842					
	Passenger's Side		190E	4838					
2010	Front								3397007072 <sup>2</sup>
	Driver's Side		240E	4842					
	Passenger's Side		190E	4838					
2009-07	Front								3397007072 <sup>2</sup>
	Driver's Side		240E						
	Passenger's Side		190E						
2006	Front								3397007072 <sup>2</sup>
	Driver's Side		240E	4822 <sup>12</sup>	22-CA <sup>12</sup>				
	Passenger's Side		190E	4819 <sup>12</sup>	19-CA <sup>12</sup>				
2005-00	Front								3397001394 <sup>2</sup>
	Driver's Side		22A <sup>12</sup>	4822 <sup>12</sup>	22-CA <sup>12</sup>				
	Passenger's Side		19B <sup>12</sup>	4819 <sup>12</sup>	19-CA <sup>12</sup>				
1999	Front								3397001394 <sup>2</sup>
	Rear			4818	18-CA	41918	40718A	40518	
1998-95	Driver's Side		21A <sup>12</sup>	4821 <sup>12</sup>	21-CA <sup>12</sup>	41921	40721	40521	
	Passenger's Side		20B <sup>12</sup>	4820 <sup>12</sup>	20-CA <sup>12</sup>	41920	40720A	40520	
	Rear			4818	18-CA	41918	40718A	40518	
1994-92	Driver's Side		21A	4821	21-CA	41921	40721	40521	
	Passenger's Side		20B	4820	20-CA	41920	40720A	40520	
1991	Driver's Side			4820	20-CA	41920	40720A	40520	
	Passenger's Side		20B	4820	20-CA	41920	40720A	40520	
1990-84	Front			4820	20-CA	41920	40720A	40520	
1983-80	Front		18A	4818	18-CA	41918	40718A	40518	3397118506 <sup>2</sup>
1979	Front	04/79 on		4818			40718A		3397118506 <sup>2</sup>
1978-77	Front			4817		41917 <sup>1</sup>	40717A <sup>1</sup>	40517 <sup>1</sup>	3397118506 <sup>2</sup>


1 Use Separate Enclosed Connector  
2 Set  
12 Remove plastic guide from wiper arm


		ICON	Evolution	Clear Advantage	Excel+	Micro Edge	Direct Connect	OE Style Blade
<b>BMW (cont'd)</b>								
<b>3 Series (TI Hatchback)</b>								
2013-12	Front							3397007579 <sup>2</sup>
	Driver's Side	240E	4842					
	Passenger's Side	180E	4837					
2011	Front							3397007579 <sup>2</sup>
	Driver's Side	240E	4842					
	Passenger's Side	190E	4838					
2010	Front							3397118929 <sup>2</sup>
	Driver's Side	240E	4842					
	Passenger's Side	190E	4838					
2009	Front							3397118929 <sup>2</sup>
	Driver's Side	240E						
	Passenger's Side	190E						
2008	Front							3397007072 <sup>2</sup>
2007	Front							3397007072 <sup>2</sup>
	Driver's Side	240E						
	Passenger's Side	190E						
2006	Front							3397001394 <sup>2</sup>
	Driver's Side	240E						
	Passenger's Side	190E	4819 <sup>12</sup>	19-CA <sup>12</sup>				
2005-00	Driver's Side	22A <sup>12</sup>	4822 <sup>12</sup>	22-CA <sup>12</sup>				
	Passenger's Side	19B <sup>12</sup>	4819 <sup>12</sup>	19-CA <sup>12</sup>				
1999	Front							3397001394 <sup>2</sup>
	Driver's Side	21A <sup>12</sup>	4821 <sup>12</sup>	21-CA <sup>12</sup>	41921	40721	40521	
	Passenger's Side	20B <sup>12</sup>	4820 <sup>12</sup>	20-CA <sup>12</sup>	41920	40720A	40520	
	Rear		4818	18-CA	41918	40718A	40518	
1998-95	Driver's Side	21A <sup>12</sup>	4821 <sup>12</sup>	21-CA <sup>12</sup>	41921	40721	40521	
	Passenger's Side	20B <sup>12</sup>	4820 <sup>12</sup>	20-CA <sup>12</sup>	41920	40720A	40520	
	Rear		4818	18-CA	41918	40718A	40518	
1994-92	Driver's Side	21A	4821	21-CA	41921	40721	40521	
	Passenger's Side	20B	4820	20-CA	41920	40720A	40520	
1991	Driver's Side		4820	20-CA	41920	40720A	40520	
	Passenger's Side	20B	4820	20-CA	41920	40720A	40520	
1990-84	Front		4820	20-CA	41920	40720A	40520	
1983-80	Front	18A	4818	18-CA	41918	40718A	40518	3397118506 <sup>2</sup>
1979	Front	04/79 on	4818			40718A		3397118506 <sup>2</sup>
1978-77	Front		4817		41917 <sup>1</sup>	40717A <sup>1</sup>	40517 <sup>1</sup>	3397118506 <sup>2</sup>
<b>3 Series (Wagon)</b>								
2012	Driver's Side	240E	4842					
	Passenger's Side	180E	4837					
		190E						
2011-10	Front							3397007072 <sup>2</sup>
	Driver's Side	240E	4842					
	Passenger's Side	190E	4838					
2009-07	Front							3397007072 <sup>2</sup>
	Driver's Side	240E						
	Passenger's Side	190E						
2006	Front							3397007072 <sup>2</sup>
2005-00	Front							3397001394 <sup>2</sup>
1999	Front							3397001394 <sup>2</sup>
	Rear		4818	18-CA	41918	40718A	40518	
1998-95	Driver's Side	21A <sup>12</sup>	4821 <sup>12</sup>	21-CA <sup>12</sup>	41921	40721	40521	
	Passenger's Side	20B <sup>12</sup>	4820 <sup>12</sup>	20-CA <sup>12</sup>	41920	40720A	40520	
	Rear		4818	18-CA	41918	40718A	40518	
1994-91	Driver's Side	21A	4821	21-CA	41921	40721	40521	
	Passenger's Side	20B	4820	20-CA	41920	40720A	40520	
1990-84	Front		4820	20-CA	41920	40720A	40520	
1983-80	Front	18A	4818	18-CA	41918	40718A	40518	3397118506 <sup>2</sup>
1979	Front	04/79 on	4818			40718A		3397118506 <sup>2</sup>
1978-77	Front		4817		41917 <sup>1</sup>	40717A <sup>1</sup>	40517 <sup>1</sup>	3397118506 <sup>2</sup>
<b>3.OCS</b>								
1974	Front					40718A		3397118506 <sup>2</sup>
1973-71	Front					40716A		


1 Use Separate Enclosed Connector  
2 Set  
12 Remove plastic guide from wiper arm


			ICON	Evolution	Clear Advantage	Excel+	Micro Edge	Direct Connect	OE Style Blade
<b>BMW (cont'd)</b>									
<b>3.0CSi</b>									
1974	Front						40718A		3397118506 <sup>2</sup>
1973-71	Front						40716A		
<b>3.0S</b>									
1974-72	Front						40715		
<b>5 Series</b>									
2013	Front								3397007523 <sup>2</sup>
	Rear								A351H
2012	Front								3397007523 <sup>2</sup>
	Rear								A351H
2011	Sedan	Front							3397007523 <sup>2</sup>
		Front							3397007523 <sup>2</sup>
		Driver's Side		4826					
		Passenger's Side		4819					
2010	Sedan	Rear							H753
		Front							3397007523 <sup>2</sup>
		Front							3397118955 <sup>2</sup>
		Driver's Side	240E	4842	240E-CA				
	Passenger's Side	220E	4841	220E-CA					
	Rear								H753
	Driver's Side	240E	4842	240E-CA					3397118955 <sup>2</sup>
	Passenger's Side	220E	4841	220E-CA					
Wagon	Driver's Side	240E	4842						
	Passenger's Side	220E	4841						
	Front								3397118955 <sup>2</sup>
	Driver's Side	240E	4842	240E-CA					
2009	Sedan	Passenger's Side	220E	4841	220E-CA				
		Front							3397118955 <sup>2</sup>
	Driver's Side			240E-CA					
	Passenger's Side			220E-CA					
2008-06	Front								3397118955 <sup>2</sup>
	Driver's Side	240E	4842	240E-CA					
	Passenger's Side	220E	4841	220E-CA					
Wagon	Rear								H753
	Front								3397118955 <sup>2</sup>
2005-04	Driver's Side	240E	4842	240E-CA					
	Passenger's Side	220E	4841	220E-CA					
	Front								3397001539 <sup>2</sup>
2003-99	Wagon	Rear							H425
	Front								3397001539 <sup>2</sup>
1998-97	Front							3397118302 <sup>2</sup>	
1995-89	Front							3397118302 <sup>2</sup>	
1988-80	Front		18A	4818	18-CA	41918	40718A	40518	3397118506 <sup>2</sup>
1979	Front	To 03/79		4817	17-CA	41917 <sup>1</sup>	40717A <sup>1</sup>	40517 <sup>1</sup>	
		04/79 on	18A	4818		41918	40718A	40518	3397118506 <sup>2</sup>
1978-76	Front					41917 <sup>1</sup>	40717A <sup>1</sup>	40517 <sup>1</sup>	3397118506 <sup>2</sup>
1975	Front					41918	40718A	40518	3397118506 <sup>2</sup>
<b>6 Series</b>									
2014-12	Front								3397007653 <sup>2</sup>
2010-04	Front								3397118955 <sup>2</sup>
1988-80	Front		18A	4818	18-CA	41918	40718A	40518	3397118506 <sup>2</sup>
1979	Front	To 03/79		4817	17-CA	41917 <sup>1</sup>	40717A <sup>1</sup>	40517 <sup>1</sup>	
		04/79 on	18A	4818		41918	40718A	40518	
1978-77	Front			4817	17-CA	41917 <sup>1</sup>	40717A <sup>1</sup>	40517 <sup>1</sup>	
<b>7 Series</b>									
2013-12	Front								3397007523 <sup>2</sup>
2011-10	Front								3397007523 <sup>2</sup>
	Driver's Side		260E						
	Passenger's Side		190E						
2009	Front								3397007523 <sup>2</sup>
2008-02	Front								3397001814 <sup>2</sup>
2001-95	Front								3397001367 <sup>2</sup>
1994-88	Front								3397118302 <sup>2</sup>
1987	Front		18A	4818	18-CA	41918	40718A		

1 Use Separate Enclosed Connector  
2 Set

		ICON	Evolution	Clear Advantage	Excel+	Micro Edge	Direct Connect	OE Style Blade
<b>BMW (cont'd)</b>								
<b>7 Series (cont'd)</b>								
1986-80	Front	18A	4818	18-CA	41918	40718A	40518	3397118506 <sup>2</sup>
1979	Front	04/79 on	18A	4818	18-CA	41918	40718A	40518
1978	Front							
<b>8 Series</b>								
1997-91	Front							3397118302 <sup>2</sup>
<b>2000</b>								
1972-71 Sedan	Front					40715		
1970	Front	To 04/70				40713		
		05/70 on				40715		
1969	Front					40713		
<b>2000ti</b>								
1971	Front					40715		
1969	Front					40713		
<b>2000tii</b>								
1972-71	Front					40715		
1969	Front					40713		
<b>2002</b>								
1976-71	Front				41915	40715	40515	
1970	Front	To 04/70				40713		
		05/70 on				40715		
1969	Front					40713		
<b>2002ti</b>								
1971	Front				41915	40715		
1970	Front	To 04/70				40713		
		05/70 on				40715		
1969	Front					40713		
<b>2002tii</b>								
1974-71	Front				41915	40715	40515	
<b>2800</b>								
1971-69	Front					40715		
<b>Buick</b>								
<b>Allure</b>								
2009-07	Driver's Side	22A	4822	22-CA	41922	40722A	40522	
	Passenger's Side	22B	4822	22-CA	41922	40722A	40522	
2006-05	Front		4822		41922	40722A	40522	
<b>Apollo</b>								
1975-73	Front		4816		41916	40716A	40516	
<b>Centurion</b>								
1973-72	Front					40718A		
<b>Century</b>								
2005-97	Driver's Side	22A	4822	22-CA	41922	40722A	40522	
	Passenger's Side	22B	4822	22-CA	41922	40722A	40522	
1996-94	Front		4818		41918	40718A	40518	
	Wagon		4816		41916	40716A	40516	
1993-84	Front		4818		41918	40718A	40518	
	Coupe		4816		41916	40716A	40516	
	Wagon		4816		41916	40716A	40516	
1983-78	Front		4818		41918	40718A	40518	
1977-73	Front		4816		41916	40716A	40516	
<b>Commercial Chassis</b>								
1996-92	Front		4822		41922	40722A	40522	
<b>Electra</b>								
1990-85	Front		4819		41919	40719A	40519	
1984-70	Front		4818		41918	40718A	40518	
<b>Enclave</b>								
2014	Rear							H300


		ICON	Evolution	Clear Advantage	Excel+	Micro Edge	Direct Connect	OE Style Blade
<b>Buick (cont'd)</b>								
<b>Enclave (cont'd)</b>								
2013-08	Driver's Side	24OE	4842	24OE-CA				
	Passenger's Side	21OE	4840	21OE-CA				
	Rear							H300
<b>Estate Wagon</b>								
1983-74	Front		4818		41918	40718A	40518	
<b>LaCrosse</b>								
2013-10	Driver's Side	26A	4826	26-CA	41926	40726	40526	
	Passenger's Side	18B	4818	18-CA	41918	40718A	40518	
2009-05	Driver's Side	22A	4822	22-CA	41922	40722A	40522	
	Passenger's Side	22B	4822	22-CA	41922	40722A	40522	
<b>LeSabre</b>								
2005-00	Driver's Side	22A	4822	22-CA	41922	40722A	40522	
	Passenger's Side	22B	4822	22-CA	41922	40722A	40522	
1999-92	Front		4822		41922	40722A	40522	
1991-86	Front		4819		41919	40719A	40519	
1985-70	Front		4818		41918	40718A	40518	
<b>Lucerne</b>								
2011-07	Driver's Side	24OE	4842	24OE-CA				
	Passenger's Side	21OE	4840	21OE-CA				
<b>Opel</b>								
1976	Front					40716A		
<b>Park Avenue</b>								
2005-97	Driver's Side	22A	4822	22-CA	41922	40722A	40522	
	Passenger's Side	22B	4822	22-CA	41922	40722A	40522	
1996-91	Front		4822		41922	40722A	40522	
<b>Rainier</b>								
2007	Driver's Side	22A	4822	22-CA	41922	40722A	40522	
	Passenger's Side	22B	4822	22-CA	41922	40722A	40522	
	Rear							H300
								To 09/06
2006	Driver's Side	22A	4822	22-CA	41922	40722A	40522	
	Passenger's Side	22B	4822	22-CA	41922	40722A	40522	
	Rear							H300
2005	Driver's Side	22A	4822	22-CA	41922	40722A	40522	
	Passenger's Side	22B	4822	22-CA	41922	40722A	40522	
	Rear		4816	16-CA	41916	40716A	40516	
								08/05 on
2004	Driver's Side	22A	4822	22-CA	41922	40722A	40522	
	Passenger's Side	22B	4822	22-CA	41922	40722A	40522	
	Rear		4816	16-CA	41916	40716A	40516	
<b>Reatta</b>								
1991-88	Front		4819		41919	40719A	40519	
<b>Regal</b>								
2014-11	Driver's Side		4824	24-CA	41924	40724	40524	
	Passenger's Side		4818	18-CA	41918	40718A	40518	
2004-98	Driver's Side	22A	4822	22-CA	41922	40722A	40522	
	Passenger's Side	22B	4822	22-CA	41922	40722A	40522	
1997	Driver's Side, Late	22A						
	Front, Early		4820	20-CA	41920	40720A	40520	
	Front, Late		4822	22-CA	41922	40722A	40522	
	Passenger's Side, Late	22B						
1996-88	Front		4820		41920	40720A	40520	
1987-78	Front		4818		41918	40718A	40518	
1977-73	Front		4816		41916	40716A	40516	
<b>Rendezvous</b>								
2007-02	Driver's Side	24A	4824	24-CA	41924	40724	40524	
	Passenger's Side	22A	4822	22-CA	41922	40722A	40522	
	Rear		4816	16-CA	41916	40716A	40516	
<b>Riviera</b>								
1999-95	Front	22A	4822		41922	40722A	40522	
1993-86	Front		4819		41919	40719A	40519	
1985-75	Front		4818		41918	40718A	40518	
1974-70	Front					40718A		

		ICON	Evolution	Clear Advantage	Excel+	Micro Edge	Direct Connect	OE Style Blade
<b>Buick (cont'd)</b>								
<b>Roadmaster</b>								
1996-92	Front		4822		41922	40722A	40522	
	Wagon Rear		4816	16-CA	41916	40716A	40516	
1991	Front		4822		41922	40722A	40522	
	Rear		4816	16-CA	41916	40716A	40516	
<b>Skyhawk</b>								
1989	Front		4816		41916	40716A	40516	
1988-83	Front		4816		41916	40716A	40516	
	Rear		4816		41916	40716A	40516	
1982	Front		4816		41916	40716A	40516	
1980-75	Front		4816		41916	40716A	40516	
<b>Skylark</b>								
1998-95	Front	19A	4819		41919	40719A	40519	
1994-86	Front		4819		41919	40719A	40519	
1985-81	Front		4818		41918	40718A	40518	
1980-75	Front		4816		41916	40716A	40516	
1972-70	Front					40716A		
<b>Somerset</b>								
1987-86	Front		4819		41919	40719A	40519	
<b>Somerset Regal</b>								
1985	Front		4819		41919	40719A	40519	
<b>Terraza</b>								
2007-05	Driver's Side	24A	4824	24-CA	41924	40724	40524	
	Passenger's Side	22A	4822	22-CA	41922	40722A	40522	
	Rear		4816	16-CA	41916	40716A	40516	
<b>Verano</b>								
2014-12	Driver's Side	26OE	4843					
	Passenger's Side	20OE	4839					
<b>Cadillac</b>								
<b>Allante</b>								
1993-87	Front					40720A		
<b>ATS</b>								
2014-13	Driver's Side	22A	4822	22-CA	41922	40722A	40522	
	Passenger's Side	18A	4818	18-CA	41918	40718A	40518	
<b>Brougham</b>								
1992-87	Front					40718A		
<b>Calais</b>								
1976-75	Front		4818		41918	40718A	40518	
1974	Front					40718A		
<b>Catera</b>								
2001-97	Front							3397118306 <sup>2</sup>
	Driver's Side	24A	4824	24-CA	41924	40724	40524	
	Passenger's Side	19B	4819	19-CA	41919	40719A	40519	
<b>Cimarron</b>								
1988-82	Front		4816		41916	40716A	40516	
<b>Commercial Chassis</b>								
1996-94	Front		4822		41922	40722A		
1993	Sedan Front					40722A		
1992	Cab & Chassis Front		4822		41922	40722A		
	Sedan Front					40718A		
1991	Front		4822		41922	40722A	40522	
1990-85	Front		4819		41919	40719A	40519	
1983-75	Front					40718A		
<b>CTS</b>								
2014	Driver's Side	22A						
	Passenger's Side	19A						
	Sedan Driver's Side		4822	22-CA	41922	40722A	40522	
	Passenger's Side		4819	19-CA	41919	40719A	40519	
	Wagon Rear			13-CA	41913	40713	40513	


		ICON	Evolution	Clear Advantage	Excel+	Micro Edge	Direct Connect	OE Style Blade
<b>Cadillac (cont'd)</b>								
<b>CTS (cont'd)</b>								
2013	Driver's Side	22A	4822	22-CA	41922	40722A	40522	
	Passenger's Side	19A	4819	19-CA	41919	40719A	40519	
Wagon	Rear			13-CA	41913	40713	40513	
	Driver's Side	22A	4822	22-CA	41922	40722A	40522	
2012-08	Passenger's Side	19A	4819	19-CA	41919	40719A	40519	
	Driver's Side	22A	4822	22-CA	41922	40722A	40522	
2007-03	Passenger's Side	21B	4821	21-CA	41921	40721	40521	
	Driver's Side							
<b>DeVille</b>								
2005-00	Driver's Side	22A	4822	22-CA	41922	40722A	40522	
	Passenger's Side	22B	4822	22-CA	41922	40722A	40522	
1999-94	Front		4822		41922	40722A	40522	
1993-91	Front					40722A		
1990-87	Front					40719A		
1986-85	Front		4819		41919	40719A	40519	
1984-72	Front		4818		41918	40718A	40518	
1971-70	Front					40718A		
<b>DTS</b>								
2011-06	Driver's Side	22A	4822	22-CA	41922	40722A	40522	
	Passenger's Side	22B	4822	22-CA	41922	40722A	40522	
<b>Eldorado</b>								
2002-98	Front		4822 <sup>4</sup>		41922 <sup>4</sup>	40722A <sup>4</sup>	40522 <sup>4</sup>	
1997-95	Coupe Front		4822 <sup>4</sup>		41922 <sup>4</sup>	40722A <sup>4</sup>	40522 <sup>4</sup>	
1994-92	Front		4822 <sup>4</sup>		41922 <sup>4</sup>	40722A <sup>4</sup>	40522 <sup>4</sup>	
1991-86	Front		4819		41919	40719A	40519	
1985-74	Front		4818		41918	40718A	40518	
1973-70	Front					40718A		
<b>Escalade</b>								
2014-09	Driver's Side	22A	4822	22-CA	41922	40722A	40522	
	Passenger's Side	22B	4822	22-CA	41922	40722A	40522	
2008-07	Rear							H300
	Front	22OE	4841	22OE-CA				
2006-02	Rear							H300
	Driver's Side	22A	4822	22-CA	41922	40722A	40522	
2000-99	Passenger's Side	22B	4822	22-CA	41922	40722A	40522	
	Rear		4816	16-CA	41916	40716A	40516	
	Front	18A	4818	18-CA	41918	40718A	40518	
	Rear			13-CA	41913	40713	40513	
<b>Escalade ESV</b>								
2014-09	Driver's Side	22A	4822	22-CA	41922	40722A	40522	
	Passenger's Side	22B	4822	22-CA	41922	40722A	40522	
2008	Rear							H300
	Front	22OE	4841	22OE-CA				
2007	Rear							H300
	Front	22OE						
2006-03	Driver's Side	22A	4822	22-CA	41922	40722A	40522	
	Passenger's Side	22B	4822	22-CA	41922	40722A	40522	
	Rear		4816	16-CA	41916	40716A	40516	
<b>Escalade EXT</b>								
2013-12	Driver's Side	22A	4822	22-CA	41922	40722A	40522	
	Passenger's Side	22B	4822	22-CA	41922	40722A	40522	
2011-10	Rear							H300
	Driver's Side	22A	4822	22-CA	41922	40722A	40522	
2009	Passenger's Side	22B	4822	22-CA	41922	40722A	40522	
	Driver's Side	22A	4822	22-CA	41922	40722A	40522	
2008	Passenger's Side	22B	4822	22-CA	41922	40722A	40522	
	Front	22OE	4841	22OE-CA				
2007	Front	22OE						
2006-02	Driver's Side	22A						
	Passenger's Side	22B						
<b>Fleetwood</b>								
1996-94	Front		4822		41922	40722A		
1993	Front					40722A		

4 Hood clearance must exceed 1 5/8 inch




		ICON	Evolution	Clear Advantage	Excel+	Micro Edge	Direct Connect	OE Style Blade
<b>Cadillac (cont'd)</b>								
<b>Fleetwood (cont'd)</b>								
1992-91	Front		4822		41922	40722A	40522	
1990-85	Front		4819		41919	40719A	40519	
1984-70	Front					40718A		
<b>Seville</b>								
2004-98	Driver's Side	22A <sup>4</sup>	4822 <sup>4</sup>	22-CA	41922 <sup>4</sup>	40722A <sup>4</sup>	40522 <sup>4</sup>	
	Passenger's Side	22B <sup>4</sup>	4822 <sup>4</sup>	22-CA	41922 <sup>4</sup>	40722A <sup>4</sup>	40522 <sup>4</sup>	
1997-92	Front		4822 <sup>4</sup>		41922 <sup>4</sup>	40722A <sup>4</sup>	40522 <sup>4</sup>	
1991-86	Front		4819		41919	40719A	40519	
1985-76	Front		4818		41918	40718A	40518	
<b>SRX</b>								
2009-04	Driver's Side	22A	4822	22-CA	41922	40722A	40522	
	Passenger's Side	21B	4821	21-CA	41921	40721	40521	
	Rear			13-CA	41913	40713	40513	
<b>STS</b>								
2011	Driver's Side	22OE						
	Passenger's Side	21OE						
2010-09	Front							3397007290 <sup>2</sup>
	Driver's Side	22OE	4841	22OE-CA				
	Passenger's Side	21OE	4840	21OE-CA				
2008-05	Driver's Side	24OE	4842	24OE-CA				
	Passenger's Side	21OE	4840	21OE-CA				
<b>XLR</b>								
2009-04	Driver's Side	20A	4820	20-CA	41920	40720A	40520	
	Passenger's Side	20B	4820	20-CA	41920	40720A	40520	
<b>Checker</b>								
<b>Marathon</b>								
1980-70	Front					40715		
<b>Chevrolet</b>								
<b>Astro</b>								
2005-85	Front		4818		41918	40718A	40518	
	Rear				41913	40713	40513	
<b>Avalanche</b>								
2013-09	Driver's Side	22A	4822	22-CA	41922	40722A	40522	
	Passenger's Side	22B	4822	22-CA	41922	40722A	40522	
2008-07	Front	22OE	4841	22OE-CA				
<b>Avalanche 1500</b>								
2006-02	Driver's Side	22A				40722A		
	Passenger's Side	22B				40722A		
<b>Avalanche 2500</b>								
2006-02	Driver's Side	22A				40722A		
	Passenger's Side	22B				40722A		
<b>Aveo</b>								
2011	Driver's Side	22A				40722A		
	Passenger's Side	18B				40718A		
2010-09	Driver's Side	22A	4822	22-CA	41922	40722A	40522	
	Passenger's Side	18B	4818	18-CA	41918	40718A	40518	
2008	Driver's Side	22A	4822	22-CA	41922	40722A	40522	
	Passenger's Side	19B	4819	19-CA	41919	40719A	40519	
2007-04	Driver's Side	22A	4822	22-CA	41922	40722A	40522	
	Passenger's Side	19B	4819	19-CA	41919	40719A	40519	
	Hatchback			15-CA	41915	40715	40515	
<b>Aveo5</b>								
2011	Driver's Side	22A				40722A		
	Passenger's Side	18B				40718A		
	Rear			15-CA	41915	40715	40515	
2010-09	Driver's Side	22A	4822	22-CA	41922	40722A	40522	
	Passenger's Side	18B	4818	18-CA	41918	40718A	40518	
	Rear			15-CA	41915	40715	40515	


2 Set  
4 Hood clearance must exceed 1 5/8 inch

		ICON	Evolution	Clear Advantage	Excel+	Micro Edge	Direct Connect	OE Style Blade
<b>Chevrolet (cont'd)</b>								
<b>Aveo5 (cont'd)</b>								
2008-06	Driver's Side	<b>22A</b>	<b>4822</b>	<b>22-CA</b>	<b>41922</b>	<b>40722A</b>	<b>40522</b>	
	Passenger's Side	<b>19B</b>	<b>4819</b>	<b>19-CA</b>	<b>41919</b>	<b>40719A</b>	<b>40519</b>	
	Rear			<b>15-CA</b>	<b>41915</b>	<b>40715</b>	<b>40515</b>	
<b>Bel Air</b>								
1981	Front		<b>4818</b>		<b>41918</b>	<b>40718A</b>	<b>40518</b>	
1975-69	Front		<b>4818</b>		<b>41918</b>	<b>40718A</b>	<b>40518</b>	
<b>Beretta</b>								
1996-88	Front		<b>4819</b>		<b>41919</b>	<b>40719A</b>	<b>40519</b>	
<b>Blazer (C, K Series)</b>								
2005-03	Driver's Side	<b>20A</b>	<b>4820</b>	<b>20-CA</b>	<b>41920</b>	<b>40720A</b>	<b>40520</b>	
	Passenger's Side	<b>20B</b>	<b>4820</b>	<b>20-CA</b>	<b>41920</b>	<b>40720A</b>	<b>40520</b>	
	Rear				<b>41913</b>	<b>40713</b>	<b>40513</b>	
2002-95	Driver's Side	<b>20A</b>	<b>4820</b>	<b>20-CA</b>	<b>41920</b>	<b>40720A</b>	<b>40520</b>	
	Passenger's Side	<b>20B</b>	<b>4820</b>	<b>20-CA</b>	<b>41920</b>	<b>40720A</b>	<b>40520</b>	
	Rear				<b>41913</b>	<b>40713</b>	<b>40513</b>	
1994	Front					<b>40716A</b>		
	Rear				<b>41913</b>	<b>40713</b>	<b>40513</b>	
1993-92	Rear				<b>41913</b>	<b>40713</b>	<b>40513</b>	
1991-89	Front		<b>4816</b>		<b>41916</b>	<b>40716A</b>	<b>40516</b>	
	Rear				<b>41913</b>	<b>40713</b>	<b>40513</b>	
1988-87	Front		<b>4816</b>		<b>41916</b>	<b>40716A</b>	<b>40516</b>	
1986-85	Front				<b>41916</b>	<b>40716A</b>	<b>40516</b>	
1984-74	Front				<b>41916<sup>1</sup></b>	<b>40716A<sup>1</sup></b>	<b>40516<sup>1</sup></b>	
1973	Front				<b>41916<sup>1</sup></b>	<b>40716A<sup>1</sup></b>	<b>40516<sup>1</sup></b>	
1972-70	Front					<b>40715</b>		
<b>Blazer (S10)</b>								
1994-89	Front		<b>4816</b>		<b>41916</b>	<b>40716A</b>	<b>40516</b>	
	Rear				<b>41913</b>	<b>40713</b>	<b>40513</b>	
1988-83	Front		<b>4816</b>		<b>41916</b>	<b>40716A</b>	<b>40516</b>	
<b>Camaro</b>								
2014-10	Driver's Side	<b>24A</b>	<b>4824</b>	<b>24-CA</b>	<b>41924</b>	<b>40724</b>	<b>40524</b>	
	Passenger's Side	<b>21B</b>	<b>4821</b>	<b>21-CA</b>	<b>41921</b>	<b>40721</b>	<b>40521</b>	
2002-98	Front	<b>24A</b>	<b>4824</b>	<b>24-CA</b>	<b>41924</b>	<b>40724</b>	<b>40524</b>	
1992-82	Front		<b>4818</b>		<b>41918</b>	<b>40718A</b>	<b>40518</b>	
	Rear		<b>4818</b>		<b>41918</b>	<b>40718A</b>	<b>40518</b>	
1981-77	Front					<b>40718A</b>		
1976-74	Front, with Exposed Blades		<b>4816</b>		<b>41916</b>	<b>40716A</b>	<b>40516</b>	
1973-70	Front					<b>40716A</b>		
<b>Caprice</b>								
1996-91	Front		<b>4822</b>		<b>41922</b>	<b>40722A</b>	<b>40522</b>	
	Wagon Rear		<b>4816</b>		<b>41916</b>	<b>40716A</b>	<b>40516</b>	
1990-71	Front		<b>4818</b>		<b>41918</b>	<b>40718A</b>	<b>40518</b>	
<b>Cavalier</b>								
2005-95	Driver's Side	<b>22A</b>	<b>4822</b>	<b>22-CA</b>	<b>41922</b>	<b>40722A</b>	<b>40522</b>	
	Passenger's Side	<b>17B</b>	<b>4817</b>	<b>17-CA</b>	<b>41917</b>	<b>40717A</b>	<b>40517</b>	
1994-89	Front		<b>4816</b>	<b>16-CA</b>	<b>41916</b>	<b>40716A</b>	<b>40516</b>	
1988-82	Front		<b>4816</b>	<b>16-CA</b>	<b>41916</b>	<b>40716A</b>	<b>40516</b>	
	Rear		<b>4816</b>		<b>41916</b>	<b>40716A</b>	<b>40516</b>	
<b>Celebrity</b>								
1990	Front		<b>4818</b>		<b>41918</b>	<b>40718A</b>	<b>40518</b>	
	Rear		<b>4816</b>		<b>41916</b>	<b>40716A</b>	<b>40516</b>	
1989-84	Front		<b>4818</b>		<b>41918</b>	<b>40718A</b>	<b>40518</b>	
	Wagon Rear		<b>4816</b>		<b>41916</b>	<b>40716A</b>	<b>40516</b>	
1983-82	Front		<b>4818</b>		<b>41918</b>	<b>40718A</b>	<b>40518</b>	
<b>Chevette</b>								
1987-76	Front		<b>4816</b>		<b>41916</b>	<b>40716A</b>	<b>40516</b>	
	Rear		<b>4816</b>		<b>41916</b>	<b>40716A</b>	<b>40516</b>	
<b>Citation</b>								
1983-80	Front		<b>4818</b>		<b>41918</b>	<b>40718A</b>	<b>40518</b>	
<b>Citation II</b>								
1985-84	Front		<b>4818</b>		<b>41918</b>	<b>40718A</b>	<b>40518</b>	


<sup>1</sup> Use Separate Enclosed Connector

		ICON	Evolution	Clear Advantage	Excel+	Micro Edge	Direct Connect	OE Style Blade
<b>Chevrolet (cont'd)</b>								
<b>Classic</b>								
2005-04	Driver's Side	22A	4822	22-CA	41922	40722A	40522	
	Passenger's Side	19B	4819	19-CA	41919	40719A	40519	
<b>Cobalt</b>								
2010-05	Driver's Side	22A	4822	22-CA	41922	40722A	40522	
	Passenger's Side	17A	4817	17-CA	41917	40717A	40517	
<b>Colorado</b>								
2012-04	Driver's Side	22A	4822	22-CA	41922	40722A	40522	
	Passenger's Side	19B	4819	19-CA	41919	40719A	40519	
<b>Corsica</b>								
1996-88	Front		4819		41919	40719A	40519	
<b>Corvette</b>								
2013-11	Front		4821	21-CA	41921	40721	40521	
2010-05	Driver's Side	21A	4821	21-CA	41921	40721	40521	
	Passenger's Side	21B	4821	21-CA	41921	40721	40521	
2004-99	Driver's Side	22A	4822	22-CA	41922	40722A	40522	
	Passenger's Side	22B	4822	22-CA	41922	40722A	40522	
1998	Convertible	Driver's Side	22A	4822	22-CA	41922	40722A	40522
		Passenger's Side	22B	4822	22-CA	41922	40722A	40522
	Hatchback	Driver's Side	22A	4822	22-CA	41922	40722A	40522
		Passenger's Side	22B	4822	22-CA	41922	40722A	40522
1997	Hatchback	Driver's Side	22A	4822	22-CA	41922	40722A	40522
		Passenger's Side	22B	4822	22-CA	41922	40722A	40522
1982-73	Front		4816		41916	40716A	40516	
1972-70	Front					40716A		
<b>Cruze</b>								
2014-11	Driver's Side	24A	4824	24-CA	41924	40724	40524	
	Passenger's Side	18A	4818	18-CA	41918	40718A	40518	
<b>El Camino</b>								
1987-78	Front		4818		41918	40718A	40518	
1977-70	Front				41916 <sup>1</sup>	40716A <sup>1</sup>	40516 <sup>1</sup>	
<b>Equinox</b>								
2014	Driver's Side	24OE	4842					
	Passenger's Side	17OE	4836					
2013-10	Driver's Side	24OE	4842					
	Passenger's Side	17OE	4836					
	Rear			13-CA	41913	40713	40513	
2009-05	Driver's Side	24A	4824	24-CA	41924	40724	40524	
	Passenger's Side	19A	4819	19-CA	41919	40719A	40519	
	Rear				41915	40715	40515	
<b>G Series, Express</b>								
2013-96	Front	22A	4822	22-CA	41922	40722A	40522	
1995-93	Front	22A	4818	22-CA	41918	40718A	40518	
1992-84	Front		4816		41916	40716A	40516	
1983-77	Front				41916 <sup>1</sup>	40716A <sup>1</sup>	40516 <sup>1</sup>	
1976	Front				41916	40716A	40516 <sup>1</sup>	
						40716A <sup>1</sup>	40516 <sup>1</sup>	
					41916 <sup>1</sup>	40716A	40516 <sup>1</sup>	
1975	Front				41916 <sup>1</sup>	40716A <sup>1</sup>	40516 <sup>1</sup>	
1974-72	Front				41916 <sup>1</sup>	40716A	40516 <sup>1</sup>	
						40716A <sup>1</sup>	40516 <sup>1</sup>	
1971-68	Front					40716A		
						40716A <sup>1</sup>		
1965	Front					40716A		
<b>HHR</b>								
2011-06	Driver's Side	18A	4818	18-CA	41918	40718A	40518	
	Passenger's Side	18B	4818	18-CA	41918	40718A	40518	
	Rear							H281
<b>Impala</b>								
2014	Driver's Side	24A	4824	24-CA	41924	40724	40524	
	Passenger's Side	19A	4819	19-CA	41919	40719A	40519	
2013-12	Driver's Side	22A	4822	22-CA	41922	40722A	40522	
	Passenger's Side	21A	4821	21-CA	41921	40722A	40521	

1 Use Separate Enclosed Connector

			ICON	Evolution	Clear Advantage	Excel+	Micro Edge	Direct Connect	OE Style Blade
<b>Chevrolet (cont'd)</b>									
<b>Impala (cont'd)</b>									
2011	Driver's Side		22A	4822	22-CA	41922	40722A	40522	
	Passenger's Side		21A	4821	21-CA	41921	40721	40521	
2010-00	Driver's Side		22A	4822	22-CA	41922	40722A	40522	
	Passenger's Side		22B	4822	22-CA	41922	40722A	40522	
1996-94	Front			4822		41922	40722A	40522	
1985-70	Front			4818		41918	40718A	40518	
<b>Impala Limited</b>									
2014	Driver's Side		24A	4824	24-CA	41924	40724	40524	
	Passenger's Side		19A	4819	19-CA	41919	40719A	40519	
<b>Kingswood</b>									
1972-71	Front						40718A		
<b>Lumina</b>									
2001-95	Driver's Side		22A	4822	22-CA	41922	40722A	40522	
	Passenger's Side		22B	4822	22-CA	41922	40722A	40522	
1994-90	Front			4820		41920	40720A	40520	
<b>Lumina APV</b>									
1996-90	Front			4824		41924	40724	40524	
	Rear					41913	40713	40513	
<b>LUV</b>									
1982-81	Front					41918 <sup>1</sup>	40718A <sup>1</sup>	40518 <sup>1</sup>	
1980-75	Front					41915 <sup>1</sup>	40715 <sup>1</sup>	40515 <sup>1</sup>	
<b>Luv Pickup</b>									
1974	Front					41915 <sup>1</sup>	40715 <sup>1</sup>	40515 <sup>1</sup>	
<b>Malibu</b>									
2012-08	Driver's Side		24OE	4842	24OE-CA				
	Passenger's Side		21OE	4840	21OE-CA				
2007-04	Driver's Side		22A	4822	22-CA	41922	40722A	40522	
	Passenger's Side		20B	4820	20-CA	41920	40720A	40520	
2003-97	Driver's Side		22A	4822	22-CA	41922	40722A	40522	
	Passenger's Side		19B	4819	19-CA	41919	40719A	40519	
1983-78	Front			4818	18-CA	41918	40718A	40518	
<b>Metro</b>									
2001-98	Driver's Side		20A	4820	20-CA	41920	40720A	40520	
	Passenger's Side		19A	4819	19-CA	41919	40719A	40519	
<b>Monte Carlo</b>									
2007-95	Driver's Side		22A	4822	22-CA	41922	40722A	40522	
	Passenger's Side		22B	4822	22-CA	41922	40722A	40522	
1988-78	Front			4818		41918	40718A	40518	
1977-70	Front			4816		41916	40716A	40516	
<b>Monza</b>									
1980-75	Front					41916 <sup>1</sup>	40716A <sup>1</sup>	40516 <sup>1</sup>	
<b>Nova</b>									
1988-85	Front					41917 <sup>1</sup>	40717A <sup>1</sup>	40517 <sup>1</sup>	
1979-70	Front			4816		41916	40716A	40516	
<b>Pickup (C,K,R,V Series)</b>									
2002-01	Cab & Chassis	Driver's Side	22A	4822	22-CA	41922	40722A	40522	
		Passenger's Side	22B	4822	22-CA	41922	40722A	40522	
2000		Driver's Side	18A	4818	18-CA	41918	40718A	40518	
		Passenger's Side	18B	4818	18-CA	41918	40718A	40518	
1999-94		Front	18A	4818	18-CA	41918	40718A	40518	
		Rear				41913	40713	40513	
1993-92		Front	18A	4818	18-CA	41918	40718A	40518	
1991-88		Front C/K3500,C/K30,R/V30	18A	4818	18-CA	41918	40718A	40518	
		Front Exc.C/K3500,C/K30,R/V30		4816		41916	40716A	40516	
1987-85		Front		4816		41916	40716A	40516	
1984-73		Front				41916 <sup>1</sup>	40716A <sup>1</sup>	40516 <sup>1</sup>	
1972		Front				41915	40715	40516	
	Sport Utility	Front				41915	40715		
1971		Front					40715		
	Sport Utility	Front				41915	40715		
1970-68		Front				41915	40715		
1967-65		Front				41916	40716A	40516	


1 Use Separate Enclosed Connector

		ICON	Evolution	Clear Advantage	Excel+	Micro Edge	Direct Connect	OE Style Blade
<b>Chevrolet (cont'd)</b>								
<b>Prizm</b>								
2002-98	Driver's Side	20A	4820	20-CA	41920	40720A	40520	
	Passenger's Side	18A	4818	18-CA	41918	40718A	40518	
<b>Silverado</b>								
2014	Front	22OE	4841	22OE-CA				
2013-08	Front	22OE	4841	22OE-CA				
2007	Front, Except classic	22OE	4841	22OE-CA				
2006-99	Driver's Side	22A	4822	22-CA	41922	40722A	40522	
	Passenger's Side	22B	4822	22-CA	41922	40722A	40522	
<b>Spectrum</b>								
1988-85	Front		4818		41918	40718A		
	Hatchback Rear				41915	40715	40515	
<b>Sprint</b>								
1988-85	Front				41917 <sup>1</sup>	40717A <sup>1</sup>		
	Rear				41915	40715	40515	
<b>SSR</b>								
2006-03	Driver's Side	20A	4820	20-CA	41920	40720A	40520	
	Passenger's Side	19A	4819	19-CA	41919	40719A	40519	
<b>Suburban</b>								
2014	Driver's Side	22A	4822	22-CA	41922	40722A	40522	
	Passenger's Side	22B	4822	22-CA	41922	40722A	40522	
2013-09	Driver's Side	22A	4822	22-CA	41922	40722A	40522	
	Passenger's Side	22B	4822	22-CA	41922	40722A	40522	
	Rear							H300
2008	Driver's Side, Late	22A						
	Front, Early	22OE	4841	22OE-CA				
	Front, Late		4822	22-CA	41922	40722A	40522	
	Passenger's Side, Late	22B						
	Rear							H300
2007	Front	443 <sup>2</sup>	4841	22OE-CA				
	Rear							H300
2006-00	Driver's Side	22A	4822	22-CA	41922	40722A	40522	
	Passenger's Side	22B	4822	22-CA	41922	40722A	40522	
	Rear		4816	16-CA	41916	40716A	40516	
1967-65	Front				41916	40716A	40516	
<b>S10</b>								
2004-95	Driver's Side	20A	4820	20-CA	41920	40720A	40520	
	Passenger's Side	20B	4820	20-CA	41920	40720A	40520	
1994	Front		4820		41920	40720A	40520	
1993-82	Front		4816		41916	40716A	40516	
<b>Tahoe</b>								
2014	Rear							H300
2013-09	Driver's Side	22A	4822	22-CA	41922	40722A	40522	
	Passenger's Side	22B	4822	22-CA	41922	40722A	40522	
	Rear							H300
2008	Driver's Side, Late	22A						
	Front, Early	22OE	4841	22OE-CA				
	Front, Late		4822	22-CA	41922	40722A	40522	
	Passenger's Side, Late	22B						
	Rear							H300
2007	Front	22OE	4841	22OE-CA				
	Rear							H300
2006-00	Driver's Side	22A	4822	22-CA	41922	40722A	40522	
	Passenger's Side	22B	4822	22-CA	41922	40722A	40522	
	Rear		4816	16-CA	41916	40716A	40516	
1999-95	Front	18A	4818	18-CA	41918	40718A	40518	
	Rear				41913	40713	40513	
<b>Tracker</b>								
2004-99	Driver's Side	19A	4819	19-CA	41919	40719A	40519	
	Passenger's Side	19B	4819	19-CA	41919	40719A	40519	
	Rear				41915	40715	40515	
1998	Front	17A	4817	17-CA	41917	40717A	40517	
	Rear				41915	40715	40515	


1 Use Separate Enclosed Connector  
 2 Set

		ICON	Evolution	Clear Advantage	Excel+	Micro Edge	Direct Connect	OE Style Blade
<b>Chevrolet (cont'd)</b>								
<b>Trailblazer</b>								
2009	Driver's Side	22A	4822	22-CA	41922	40722A	40522	
	Passenger's Side	22B	4822	22-CA	41922	40722A	40522	
	Rear							H300
	To 09/08							
2008-07	Driver's Side	22A	4822	22-CA	41922	40722A	40522	
	Passenger's Side	22B	4822	22-CA	41922	40722A	40522	
	Rear							H300
2006	Driver's Side	22A	4822	22-CA	41922	40722A	40522	
	Passenger's Side	22B	4822	22-CA	41922	40722A	40522	
	Rear		4816	16-CA	41916	40716A	40516	
	08/06 on							H300
2005-02	Driver's Side	22A	4822	22-CA	41922	40722A	40522	
	Passenger's Side	22B	4822	22-CA	41922	40722A	40522	
	Rear		4816	16-CA	41916	40716A	40516	
<b>Trailblazer EXT</b>								
2006	Driver's Side	22A	4822	22-CA	41922	40722A	40522	
	Passenger's Side	22B	4822	22-CA	41922	40722A	40522	
	Rear		4816	16-CA	41916	40716A	40516	
	08/06 on							H300
2005-02	Driver's Side	22A	4822	22-CA	41922	40722A	40522	
	Passenger's Side	22B	4822	22-CA	41922	40722A	40522	
	Rear		4816	16-CA	41916	40716A	40516	
<b>Traverse</b>								
2014-09	Driver's Side	240E	4842	240E-CA				
	Passenger's Side	210E	4840	210E-CA				
<b>Uplander</b>								
2009	Driver's Side	24A	4824	24-CA	41924	40724	40524	
	Passenger's Side	22A	4822	22-CA	41922	40722A	40522	
2008-05	Driver's Side	24A	4824	24-CA	41924	40724	40524	
	Passenger's Side	22A	4822	22-CA	41922	40722A	40522	
	Rear		4816	16-CA	41916	40716A	40516	
<b>Vega</b>								
1977-71	Front				41916 <sup>1</sup>	40716A <sup>1</sup>	40516 <sup>1</sup>	
<b>Venture</b>								
2005-97	Front	24A	4824	24-CA	41924	40724	40524	
	Rear		4816	16-CA	41916	40716A	40516	
<b>Volt</b>								
2013-11	Front	260E	4843					
<b>Chrysler</b>								
<b>Aspen</b>								
2009-07	Driver's Side	26A	4826	26-CA	41926	40726	40526	
	Passenger's Side	21A	4821	21-CA	41921	40721	40521	
	Rear							H355
<b>Cirrus</b>								
2000-98 Sedan	Driver's Side	22A	4822	22-CA	41922	40722A	40522	
	Passenger's Side	22B	4822	22-CA	41922	40722A	40522	
1997-95	Driver's Side	22A	4822	22-CA	41922	40722A	40522	
	Passenger's Side	22B	4822	22-CA	41922	40722A	40522	
<b>Concorde</b>								
2004-98	Driver's Side	24A	4824	24-CA	41924	40724	40524	
	Passenger's Side	22A	4822	22-CA	41922	40722A	40522	
1997-95	Front, without Washer Nozzle	24A	4824	24-CA	41924	40724	40524	
1994-93	Driver's Side	24A	4824	24-CA	41924	40724	40524	
<b>Conquest</b>								
1989-87	Front					40719A <sup>1</sup>	40519 <sup>1</sup>	
	Rear				41917 <sup>1</sup>	40717A <sup>1</sup>	40517 <sup>1</sup>	
<b>Cordoba</b>								
1983-75	Front		4818		41918	40718A	40518	
<b>Crossfire</b>								
2008	Front		4820	20-CA	41920	40720A	40520	


1 Use Separate Enclosed Connector

		ICON	Evolution	Clear Advantage	Excel+	Micro Edge	Direct Connect	OE Style Blade
<b>Chrysler (cont'd)</b>								
<b>Crossfire (cont'd)</b>								
2007-04	Driver's Side	20A	4820	20-CA	41920	40720A	40520	
	Passenger's Side	22B	4822	22-CA	41922	40722A	40522	
<b>E Class</b>								
1984-83	Front		4816		41916	40716A	40516	
<b>Fifth Avenue</b>								
1989-83	Front		4818		41918	40718A	40518	
<b>Grand Voyager</b>								
2000	Driver's Side	28A	4828	28-CA	41928	40728	40528	
	Passenger's Side	28B	4828	28-CA	41928	40728	40528	
	Rear		4818	18-CA	41918	40718A	40518	
<b>Imperial</b>								
1993-90	Front		4818		41918	40718A	40518	
1983-81	Front		4818		41918	40718A	40518	
1975-74	Front		4818		41918	40718A	40518	
1973-70	Front				41916 <sup>1</sup>	40716A <sup>1</sup>	40516 <sup>1</sup>	
<b>Intrepid</b>								
2004-00	Driver's Side	24A	4824		41924	40724		
	Passenger's Side	22A	4822		41922	40722A		
1999-98	Driver's Side	24A				40724		
	Passenger's Side	22A				40722A		
<b>Laser</b>								
1986-84	Front		4818		41918	40718A		
<b>LeBaron</b>								
1995	Front		4820		41920	40720A	40520	
1994	Convertible		4820		41920	40720A	40520	
	Sedan		4818		41918	40718A	40518	
1993-90	Front		4818		41918	40718A	40518	
1989	Front		4818		41918	40718A	40518	
	Hatchback		4816		41916	40716A	40516	
1988-87	Convertible		4818		41918	40718A	40518	
	Coupe		4818		41918	40718A	40518	
	Rear		4818		41918	40718A	40518	
	Hatchback		4818		41918	40718A	40518	
	Rear		4818		41918	40718A	40518	
	Sedan		4816		41916	40716A	40516	
1986-85	Convertible		4816		41916	40716A	40516	
	Coupe		4816		41916	40716A	40516	
	Rear		4818		41918	40718A	40518	
	Hatchback		4818		41918	40718A	40518	
	Rear		4818		41918	40718A	40518	
	Sedan		4816		41916	40716A	40516	
1984-82	Front		4816		41916	40716A	40516	
	Coupe				41913	40713	40513	
1981-80	Front		4818		41918	40718A	40518	
	Coupe		4816		41916	40716A	40516	
	Wagon		4816		41916	40716A	40516	
1979-77	Front		4818		41918	40718A	40518	
<b>LHS</b>								
2001-99	Driver's Side	24A	4824	24-CA	41924	40724	40524	
	Passenger's Side	22A	4822	22-CA	41922	40722A	40522	
1997-95	Front, without Washer Nozzle	24A	4824	24-CA	41924	40724	40524	
1994	Driver's Side	24A	4824	24-CA	41924	40724	40524	
<b>New Yorker</b>								
1996-95	Front, without Washer Nozzle	24A	4824	24-CA	41924	40724	40524	
1994	Driver's Side	24A	4824	24-CA	41924	40724	40524	
1993-88	Front		4818		41918	40718A	40518	
1987-83	Front		4816		41916	40716A	40516	
1982-74	Front		4818		41918	40718A	40518	
1973-70	Front					40716A		
<b>Newport</b>								
1981-74	Front		4818		41918	40718A	40518	
1973-72	Front					40716A		

1 Use Separate Enclosed Connector


			ICON	Evolution	Clear Advantage	Excel+	Micro Edge	Direct Connect	OE Style Blade
<b>Chrysler (cont'd)</b>									
<b>Newport (cont'd)</b>									
1970	Front						40716A		
<b>Pacifica</b>									
2008-04	Front		22A	4822	22-CA	41922	40722A	40522	
	Rear				13-CA	41913	40713	40513	
<b>Prowler</b>									
2001	Driver's Side		16A	4816	16-CA	41916	40716A	40516	
	Passenger's Side		19A	4819	19-CA	41919	40719A	40519	
<b>PT Cruiser</b>									
2010	Wagon	Driver's Side	20A	4820	20-CA	41920	40720A	40520	
		Passenger's Side	21B	4821	21-CA	41921	40721	40521	
		Rear		4816	16-CA	41916	40716A	40516	
2009		Driver's Side	20A	4820	20-CA	41920	40720A	40520	
		Passenger's Side	21B	4821	21-CA	41921	40721	40521	
		Rear		4816	16-CA	41916	40716A	40516	
2008-05		Driver's Side	20A	4820	20-CA	41920	40720A	40520	
		Passenger's Side	21B	4821	21-CA	41921	40721	40521	
2004-01	Wagon	Rear		4816	16-CA	41916	40716A	40516	
		Driver's Side	20A	4820	20-CA	41920	40720A	40520	
2004-01		Passenger's Side	21B	4821	21-CA	41921	40721	40521	
		Rear		4816	16-CA	41916	40716A	40516	
<b>Sebring</b>									
2010-07		Driver's Side	24A	4824	24-CA	41924	40724	40524	
		Passenger's Side	22B	4822	22-CA	41922	40722A	40522	
2006		Driver's Side	22A	4822	22-CA	41922	40722A	40522	
		Passenger's Side	22B	4822	22-CA	41922	40722A	40522	
2005-02	Convertible	Driver's Side	22A	4822	22-CA	41922	40722A	40522	
		Passenger's Side	22B	4822	22-CA	41922	40722A	40522	
	Coupe	Driver's Side	24A	4824	24-CA	41924	40724	40524	
		Passenger's Side	21B	4821	21-CA	41921	40721	40521	
	Sedan	Driver's Side	22A	4822	22-CA	41922	40722A	40522	
		Passenger's Side	22B	4822	22-CA	41922	40722A	40522	
2001	Front	Driver's Side	22A	4822	22-CA	41922	40722A	40522	
		Passenger's Side	22B						
	Convertible	Driver's Side	24A	4824	24-CA	41924	40724	40524	
		Passenger's Side	22B						
2000-97	Coupe	Front	22A	4822	22-CA	41922	40722A	40522	
		Driver's Side	24A	4824	24-CA	41924	40724	40524	
1996	Convertible	Front	21A	4821	21-CA	41921	40721	40521	
		Driver's Side	24A	4824	24-CA	41924	40724	40524	
1995	Coupe	Passenger's Side	22A	4822	22-CA	41922	40722A	40522	
		Driver's Side	24A	4824	24-CA	41924	40724	40524	
		Passenger's Side	22A	4822	22-CA	41922	40722A	40522	
<b>TC Maserati</b>									
1991-89	Front			4818		41918	40718A	40518	
<b>Town &amp; Country</b>									
2014-11		Driver's Side	26A	4826	26-CA	41926	40726	40526	
		Passenger's Side	20A	4820	20-CA	41920	40720A	40520	
		Rear		4816	16-CA	41916	40716A	40516	
2010		Driver's Side	26A	4826	26-CA	41926	40726	40526	
		Passenger's Side	20A	4820	20-CA	41920	40720A	40520	
		Rear		4816	16-CA	41916	40716A	40516	H402
2009-08		Driver's Side	26A	4826	26-CA	41926	40726	40526	
		Passenger's Side	20A	4820	20-CA	41920	40720A	40520	
		Rear							H402
2007-01		Driver's Side	28A	4828	28-CA	41928	40728	40528	
		Passenger's Side	28B						
		Rear		4816	16-CA	41916	40716A	40516	
2000-96		Driver's Side	28A	4828	28-CA	41928	40728	40528	
		Passenger's Side	28B	4828	28-CA	41928	40728	40528	
		Rear		4818	18-CA	41918	40718A	40518	
1995		Front	22A	4822	22-CA	41922	40722A	40522	
		Rear		4818	18-CA	41918	40718A	40518	




		ICON	Evolution	Clear Advantage	Excel+	Micro Edge	Direct Connect	OE Style Blade
<b>Chrysler (cont'd)</b>								
<b>Town &amp; Country (cont'd)</b>								
1994	Rear, without Washer Nozzle		4818	18-CA	41918	40718A	40518	
	Driver's Side	22A	4822	22-CA	41922	40722A	40522	
	Passenger's Side	18A	4818	18-CA	41918	40718A	40518	
1993-91	Front		4818		41918	40718A	40518	
	Rear		4818	18-CA	41918	40718A	40518	
1990	Front		4818		41918	40718A	40518	
	Rear		4816	16-CA	41916	40716A	40516	
1988-87	Front					40716A		
	Rear				41913	40713	40513	
1986-83 Wagon	Front					40716A		
	Rear				41913	40713	40513	
1982-80	Front					40716A		
	Rear				41913	40713	40513	
1979-78	Front					40718A		
<b>Voyager</b>								
2003-01	Driver's Side	28A	4828	28-CA	41928	40728	40528	
	Passenger's Side	28B	4828	28-CA	41928	40728	40528	
	Rear		4816	16-CA	41916	40716A	40516	
2000	Driver's Side	28A	4828	28-CA	41928	40728	40528	
	Passenger's Side	28B	4828	28-CA	41928	40728	40528	
	Rear		4818	18-CA	41918	40718A	40518	
<b>200</b>								
2014-11	Driver's Side	24A	4824	24-CA	41924	40724	40524	
	Passenger's Side	22B	4822	22-CA	41922	40722A	40522	
<b>300</b>								
2014-11	Driver's Side	24A	4824	24-CA	41924	40724	40524	
	Passenger's Side	21A	4821	21-CA	41921	40721	40521	
2010-05	Driver's Side	22A	4822	22-CA	41922	40722A	40522	
	Passenger's Side	22B	4822	22-CA	41922	40722A	40522	
<b>300M</b>								
2004-99	Driver's Side	24A	4824	24-CA	41924	40724	40524	
	Passenger's Side	22A	4822	22-CA	41922	40722A	40522	
<b>Daewoo</b>								
<b>Lanos</b>								
2002-99	Front	19A	4819	19-CA	41919	40719A	40519	
	Rear		4819	19-CA	41919	40719A	40519	
<b>Leganza</b>								
2002-01	Driver's Side	22A	4822	22-CA	41922	40722A	40522	
	Passenger's Side	19A	4819	19-CA	41919	40719A	40519	
2000-99	Driver's Side	22A	4822		41922	40722A	40522	
	Passenger's Side	19A	4819		41919	40719A	40519	
<b>Nubira</b>								
2002-00	Front	20A	4820		41920	40720A	40520	
	Wagon Rear			15-CA	41915	40715	40515	
1999	Front		4820		41920	40720A		
	Hatchback Rear				41915			
	Wagon Front	20A					40520	
	Rear			15-CA	41915	40715	40515	
<b>Daihatsu</b>								
<b>Charade</b>								
1992-88	Front	19A	4819	19-CA	41919	40719A	40519	
<b>Rocky</b>								
1992-90	Front					40716A		
	Rear				41913	40713	40513	

		ICON	Evolution	Clear Advantage	Excel+	Micro Edge	Direct Connect	OE Style Blade
<b>Dodge</b>								
<b>Aries</b>								
1989	Front		4816		41916	40716A	40516	
1988-87	Front		4816		41916	40716A	40516	
	Wagon Rear				41913	40713	40513	
1986-81	Front		4816		41916	40716A	40516	
	Coupe Rear				41913 <sup>1</sup>	40713 <sup>1</sup>	40513 <sup>1</sup>	
	Wagon Rear				41913 <sup>1</sup>	40713 <sup>1</sup>	40513 <sup>1</sup>	
<b>Aspen</b>								
1980	Front				41918 <sup>1</sup>	40718A <sup>1</sup>	40518 <sup>1</sup>	
	Coupe Rear				41916 <sup>1</sup>	40716A <sup>1</sup>	40516 <sup>1</sup>	
	Wagon Rear				41916 <sup>1</sup>	40716A <sup>1</sup>	40516 <sup>1</sup>	
1979-76	Front				41918 <sup>1</sup>	40718A <sup>1</sup>	40518 <sup>1</sup>	
<b>Avenger</b>								
2013-12	Driver's Side	24A	4824	24-CA	41924	40724	40524	
	Passenger's Side	22B	4822	22-CA	41922	40722A	40522	
2011 Sedan	Driver's Side	24A	4824	24-CA	41924	40724	40524	
	Passenger's Side	22B	4822	22-CA	41922	40722A	40522	
2010-08	Driver's Side	24A	4824	24-CA	41924	40724	40524	
	Passenger's Side	22B	4822	22-CA	41922	40722A	40522	
2000-95	Driver's Side	24A	4824	24-CA	41924	40724	40524	
	Passenger's Side	22A	4822	22-CA	41922	40722A	40522	
<b>A100 Truck</b>								
1969	Front					40716A <sup>1</sup>		
<b>A108 Van</b>								
1969	Front					40716A		
<b>Caliber</b>								
2012	Driver's Side	24A	4824	24-CA	41924	40724	40524	
	Passenger's Side	17A	4817	17-CA	41917	40717A	40517	
	Rear					40711 <sup>1</sup>	40511 <sup>1</sup>	
2011-09	Driver's Side	24A	4824	24-CA	41924	40724	40524	
	Passenger's Side	17A	4817	17-CA	41917	40717A	40517	
	Rear				41915 <sup>1</sup>	40711 <sup>1</sup>	40511 <sup>1</sup>	
2008-07	Driver's Side	24A	4824	24-CA	41924	40724	40524	
	Passenger's Side	17A	4817	17-CA	41917	40717A	40517	
	Rear					40711	40511	
<b>Caravan</b>								
2007-01	Driver's Side	28A	4828	28-CA	41928	40728	40528	
	Passenger's Side	28B	4828	28-CA	41928	40728	40528	
	Rear		4816	16-CA	41916	40716A	40516	
2000-96	Driver's Side	28A	4828	28-CA	41928	40728	40528	
	Passenger's Side	28B	4828	28-CA	41928	40728	40528	
	Rear		4818	18-CA	41918	40718A	40518	
1995	Front	22A	4822	22-CA	41922	40722A	40522	
	Rear		4818	18-CA	41918	40718A	40518	
1994	Driver's Side	22A	4822	22-CA	41922	40722A	40522	
	Passenger's Side	18A	4818	18-CA	41918	40718A	40518	
1993-91	Front		4818	18-CA	41918	40718A	40518	
	Rear		4818	18-CA	41918	40718A	40518	
1990-87	Front		4818	18-CA	41918	40718A	40518	
	Rear		4816		41916	40716A	40516	
1986-84	Front		4818		41918	40718A	40518	
	Rear		4816		41916	40716A	40516	
<b>CB300</b>								
1980-75	Front		4816		41916	40716A	40516	
<b>Challenger</b>								
2013-08	Driver's Side	22A	4822	22-CA	41922	40722A	40522	
	Passenger's Side	22B	4822	22-CA	41922	40722A	40522	
1983-78	Front		4817		41917 <sup>1</sup>	40717A <sup>1</sup>	40517 <sup>1</sup>	
1974-70	Front					40716A		


<sup>1</sup> Use Separate Enclosed Connector

		ICON	Evolution	Clear Advantage	Excel+	Micro Edge	Direct Connect	OE Style Blade
<b>Dodge (cont'd)</b>								
<b>Charger</b>								
2014-11	Driver's Side	24A	4824	24-CA	41924	40724	40524	
	Passenger's Side	21A	4821	21-CA	41921	40721	40521	
2010-06	Driver's Side	22A	4822	22-CA	41922	40722A	40522	
	Passenger's Side	22B	4822	22-CA	41922	40722A	40522	
1987-84	Front				41916 <sup>1</sup>	40716A <sup>1</sup>	40516 <sup>1</sup>	
	Rear				41918 <sup>1</sup>	40718A <sup>1</sup>	40518 <sup>1</sup>	
1983	Front				41916 <sup>1</sup>	40716A <sup>1</sup>	40516 <sup>1</sup>	
	Rear				41918 <sup>1</sup>	40718A	40518 <sup>1</sup>	
					41918	40718A	40518 <sup>1</sup>	
1978-70	Front				41918 <sup>1</sup>	40718A <sup>1</sup>	40518 <sup>1</sup>	
<b>Colt</b>								
1994-93	Driver's Side	20A	4820	20-CA	41920	40720A	40520	
	Passenger's Side	19A	4819	19-CA	41919	40719A	40519	
	Hatchback				41916	40716A	40516	
	Wagon				41916	40716A	40516	
1992-91	Driver's Side	20A	4820	20-CA	41920	40720A	40520	
	Passenger's Side	16A	4816	16-CA	41916	40716A	40516	
	Rear				41916	40716A	40516	
1990	Driver's Side				41919 <sup>1</sup>	40719A <sup>1</sup>	40519 <sup>1</sup>	
	Passenger's Side				41917 <sup>1</sup>	40717A <sup>1</sup>	40517 <sup>1</sup>	
	Hatchback				41913 <sup>1</sup>	40713 <sup>1</sup>	40513 <sup>1</sup>	
	Wagon				41913 <sup>1</sup>	40713	40513 <sup>1</sup>	
					41913	40713	40513 <sup>1</sup>	
1989	Driver's Side				41919 <sup>1</sup>	40719A <sup>1</sup>	40519 <sup>1</sup>	
	Passenger's Side				41917 <sup>1</sup>	40717A <sup>1</sup>	40517 <sup>1</sup>	
	Hatchback				41913 <sup>1</sup>	40713 <sup>1</sup>	40513 <sup>1</sup>	
	Wagon				41913	40713	40513	
1988-85	Driver's Side				41919 <sup>1</sup>	40719A <sup>1</sup>	40519 <sup>1</sup>	
	Passenger's Side				41917 <sup>1</sup>	40717A <sup>1</sup>	40517 <sup>1</sup>	
	Hatchback				41916 <sup>1</sup>	40716A <sup>1</sup>	40516 <sup>1</sup>	
	Wagon				41913	40713	40513	
1984-80	Front		4817		41917 <sup>1</sup>	40717A <sup>1</sup>	40517 <sup>1</sup>	
	Rear				41915 <sup>1</sup>	40715 <sup>1</sup>	40515 <sup>1</sup>	
1979	Coupe				41915 <sup>1</sup>	40715 <sup>1</sup>	40515 <sup>1</sup>	
	Rear				41915 <sup>1</sup>	40715 <sup>1</sup>	40515 <sup>1</sup>	
	Hatchback				41917 <sup>1</sup>	40717A <sup>1</sup>	40517 <sup>1</sup>	
	Rear				41915 <sup>1</sup>	40715 <sup>1</sup>	40515 <sup>1</sup>	
	Sedan				41917 <sup>1</sup>	40717A <sup>1</sup>	40517 <sup>1</sup>	
	Wagon				41917 <sup>1</sup>	40717A <sup>1</sup>	40517 <sup>1</sup>	
	Rear				41915 <sup>1</sup>	40715 <sup>1</sup>	40515 <sup>1</sup>	
1978	Coupe				41915 <sup>1</sup>	40715 <sup>1</sup>	40515 <sup>1</sup>	
	Rear				41915 <sup>1</sup>	40715 <sup>1</sup>	40515 <sup>1</sup>	
	Sedan				41917 <sup>1</sup>	40717A <sup>1</sup>	40517 <sup>1</sup>	
	Wagon				41917 <sup>1</sup>	40717A <sup>1</sup>	40517 <sup>1</sup>	
	Rear				41915 <sup>1</sup>	40715 <sup>1</sup>	40515 <sup>1</sup>	
1977-74	Front		4816		41916	40716A	40516	
<b>Conquest</b>								
1986-84	Front					40719A <sup>1</sup>	40519 <sup>1</sup>	
	Rear				41919 <sup>1</sup>	40719A <sup>1</sup>	40519 <sup>1</sup>	
<b>Coronet</b>								
1976-74	Front				41918 <sup>1</sup>	40718A <sup>1</sup>	40518 <sup>1</sup>	
1970	Front, Not for vehicles with hard top					40715		
<b>Dakota</b>								
2010-02	Driver's Side	21A	4821	21-CA	41921	40721	40521	
	Passenger's Side	21B	4821	21-CA	41921	40721	40521	
2001	Driver's Side	21A	4821	21-CA	41921	40721	40521	
	Passenger's Side	20B	4820	20-CA	41920	40720A	40520	
2000-97	Driver's Side	20A	4820	20-CA	41920	40720A	40520	
	Passenger's Side	20B	4820	20-CA	41920	40720A	40520	
1996-87	Front		4818		41918	40718A	40518	

1 Use Separate Enclosed Connector

			ICON	Evolution	Clear Advantage	Excel+	Micro Edge	Direct Connect	OE Style Blade
<b>Dodge (cont'd)</b>									
<b>Dart</b>									
2014-13		Driver's Side	<b>26A</b>	<b>4826</b>	<b>26-CA</b>	<b>41926</b>	<b>40726</b>	<b>40526</b>	
		Passenger's Side	<b>18A</b>	<b>4818</b>	<b>18-CA</b>	<b>41918</b>	<b>40718A</b>	<b>40518</b>	
1976	Hardtop	Front				<b>41916<sup>1</sup></b>	<b>40716A<sup>1</sup></b>		
	Sedan	Front				<b>41915<sup>1</sup></b>	<b>40715<sup>1</sup></b>	<b>40515<sup>1</sup></b>	
1975	Coupe	Front				<b>41916<sup>1</sup></b>	<b>40716A<sup>1</sup></b>		
	Hardtop	Front				<b>41915<sup>1</sup></b>	<b>40715<sup>1</sup></b>		
	Sedan	Front, Not for Demon/ Sport submodel				<b>41915<sup>1</sup></b>	<b>40715<sup>1</sup></b>	<b>40515<sup>1</sup></b>	
1974		Front, Not for Demon/ Sport submodel				<b>41915<sup>1</sup></b>	<b>40715<sup>1</sup></b>	<b>40515<sup>1</sup></b>	
		Front				<b>41916<sup>1</sup></b>	<b>40716A<sup>1</sup></b>		
1973-72		Front, Not for Demon/ Sport submodel				<b>41915<sup>1</sup></b>	<b>40715</b>	<b>40515<sup>1</sup></b>	
1971		Front				<b>41916<sup>1</sup></b>	<b>40716A</b>	<b>40516<sup>1</sup></b>	
1970		Front					<b>40715</b>		
<b>Daytona</b>									
1993-89		Front		<b>4818</b>		<b>41918</b>	<b>40718A</b>	<b>40518</b>	
1988-84		Front		<b>4818</b>		<b>41918</b>	<b>40718A</b>	<b>40518</b>	
		Rear				<b>41918</b>	<b>40718A</b>	<b>40518</b>	
<b>Diplomat</b>									
1989-82		Front		<b>4818</b>		<b>41918</b>	<b>40718A</b>	<b>40518</b>	
1981-80		Front		<b>4818</b>		<b>41918</b>	<b>40718A</b>	<b>40518</b>	
	Coupe	Rear		<b>4816</b>		<b>41916</b>	<b>40716A</b>	<b>40516</b>	
	Wagon	Rear		<b>4816</b>		<b>41916</b>	<b>40716A</b>	<b>40516</b>	
1979-77		Front		<b>4818</b>		<b>41918</b>	<b>40718A</b>	<b>40518</b>	
<b>Durango</b>									
2014		Rear							<b>H307</b>
2013-11		Driver's Side	<b>22A</b>	<b>4822</b>	<b>22-CA</b>	<b>41922</b>	<b>40722A</b>	<b>40522</b>	
		Passenger's Side	<b>21A</b>	<b>4821</b>	<b>21-CA</b>	<b>41921</b>	<b>40721</b>	<b>40521</b>	
		Rear							<b>H307</b>
2009-04		Driver's Side	<b>26A</b>	<b>4826</b>	<b>26-CA</b>	<b>41926</b>	<b>40726</b>	<b>40526</b>	
		Passenger's Side	<b>21A</b>	<b>4821</b>	<b>21-CA</b>	<b>41921</b>	<b>40721</b>	<b>40521</b>	
		Rear							<b>H355</b>
2003-02		Driver's Side	<b>21A</b>	<b>4821</b>	<b>21-CA</b>	<b>41921</b>	<b>40721</b>	<b>40521</b>	
		Passenger's Side	<b>21B</b>	<b>4821</b>	<b>21-CA</b>	<b>41921</b>	<b>40721</b>	<b>40521</b>	
		Rear		<b>4816</b>	<b>16-CA</b>	<b>41916</b>	<b>40716A</b>	<b>40516</b>	
2001		Driver's Side	<b>21A</b>	<b>4821</b>	<b>21-CA</b>	<b>41921</b>	<b>40721</b>	<b>40521</b>	
		Passenger's Side	<b>20B</b>	<b>4820</b>	<b>20-CA</b>	<b>41920</b>	<b>40720A</b>	<b>40520</b>	
		Rear		<b>4816</b>	<b>16-CA</b>	<b>41916</b>	<b>40716A</b>	<b>40516</b>	
2000-98		Driver's Side	<b>20A</b>	<b>4820</b>	<b>20-CA</b>	<b>41920</b>	<b>40720A</b>	<b>40520</b>	
		Passenger's Side	<b>20B</b>	<b>4820</b>	<b>20-CA</b>	<b>41920</b>	<b>40720A</b>	<b>40520</b>	
		Rear		<b>4816</b>	<b>16-CA</b>	<b>41916</b>	<b>40716A</b>	<b>40516</b>	
<b>Dynasty</b>									
1993-88		Front		<b>4818</b>		<b>41918</b>	<b>40718A</b>	<b>40518</b>	
<b>Grand Caravan</b>									
2014-11		Driver's Side	<b>26A</b>	<b>4826</b>	<b>26-CA</b>	<b>41926</b>	<b>40726</b>	<b>40526</b>	
		Passenger's Side	<b>20A</b>	<b>4820</b>	<b>20-CA</b>	<b>41920</b>	<b>40720A</b>	<b>40520</b>	
		Rear		<b>4816</b>	<b>16-CA</b>	<b>41916</b>	<b>40716A</b>	<b>40516</b>	
2010		Rear, Early							<b>H402</b>
		Driver's Side	<b>26A</b>	<b>4826</b>	<b>26-CA</b>	<b>41926</b>	<b>40726</b>	<b>40526</b>	
		Passenger's Side	<b>20A</b>	<b>4820</b>	<b>20-CA</b>	<b>41920</b>	<b>40720A</b>	<b>40520</b>	
2009		Driver's Side	<b>26A</b>	<b>4826</b>	<b>26-CA</b>	<b>41926</b>	<b>40726</b>	<b>40526</b>	
		Passenger's Side	<b>20A</b>	<b>4820</b>	<b>20-CA</b>	<b>41920</b>	<b>40720A</b>	<b>40520</b>	
		Rear							<b>H402</b>
2008		Driver's Side	<b>26A</b>	<b>4826</b>	<b>26-CA</b>	<b>41926</b>	<b>40726</b>	<b>40526</b>	
		Passenger's Side	<b>20A</b>	<b>4820</b>	<b>20-CA</b>	<b>41920</b>	<b>40720A</b>	<b>40520</b>	
		Rear		<b>4816</b>					<b>H402</b>
2007-01		Driver's Side	<b>28A</b>	<b>4828</b>	<b>28-CA</b>	<b>41928</b>	<b>40728</b>	<b>40528</b>	
		Passenger's Side	<b>28B</b>	<b>4828</b>	<b>28-CA</b>	<b>41928</b>	<b>40728</b>	<b>40528</b>	
		Rear		<b>4816</b>	<b>16-CA</b>	<b>41916</b>	<b>40716A</b>	<b>40516</b>	


1 Use Separate Enclosed Connector

		ICON	Evolution	Clear Advantage	Excel+	Micro Edge	Direct Connect	OE Style Blade
<b>Dodge (cont'd)</b>								
<b>Grand Caravan (cont'd)</b>								
2000-96	Driver's Side	28A	4828	28-CA	41928	40728	40528	
	Passenger's Side	28B	4828	28-CA	41928	40728	40528	
	Rear		4818	18-CA	41918	40718A	40518	
1995	Front	22A	4822	22-CA	41922	40722A	40522	
	Rear		4818	18-CA	41918	40718A	40518	
1994	Rear, without Washer Nozzle		4818	18-CA	41918	40718A	40518	
	Driver's Side	22A	4822	22-CA	41922	40722A	40522	
	Passenger's Side	18A	4818	18-CA	41918	40718A	40518	
1993-91	Front		4818		41918	40718A	40518	
	Rear		4818	18-CA	41918	40718A	40518	
1990-87	Front		4818		41918	40718A	40518	
	Rear		4816		41916	40716A	40516	
<b>Intrepid</b>								
2004-97	Driver's Side	24A	4824	24-CA	41924	40724	40524	
	Passenger's Side	22A	4822	22-CA	41922	40722A	40522	
1996-95	Front, without Washer Nozzle	24A	4824	24-CA	41924	40724	40524	
1994-93	Driver's Side	24A	4824	24-CA	41924	40724	40524	
<b>Journey</b>								
2014-09	Driver's Side	24A	4824	24-CA	41924	40724	40524	
	Passenger's Side	19B	4819	19-CA	41919	40719A	40519	
	Rear							H307
<b>Lancer</b>								
1989-85	Front		4818		41918	40718A	40518	
	Rear		4818		41918	40718A	40518	
<b>Magnum</b>								
2008-05	Driver's Side	22A	4822	22-CA	41922	40722A	40522	
	Passenger's Side	22B	4822	22-CA	41922	40722A	40522	
1979-78	Front		4818		41918	40718A	40518	
<b>Mini Ram</b>								
1988-84	Front		4818		41918	40718A	40518	
	Rear		4816		41916	40716A	40516	
<b>Mirada</b>								
1982-80	Front		4818		41918	40718A	40518	
<b>Monaco</b>								
1992-90	Front		4820		41920	40720A		
1978-74	Front		4818		41918	40718A	40518	
<b>Neon</b>								
2005-99	Driver's Side	22A	4822	22-CA	41922	40722A	40522	
	Passenger's Side	19A	4819	19-CA	41919	40719A	40519	
1998-95	Driver's Side	21A	4821	21-CA	41921	40721	40521	
	Passenger's Side	18A	4818	18-CA	41918	40718A	40518	
<b>Nitro</b>								
2011-07	Driver's Side	19A	4819	19-CA	41919	40719A	40519	
	Passenger's Side	19B	4819	19-CA	41919	40719A	40519	
	Rear					40710		
<b>Omni</b>								
1990-78	Front				41916 <sup>1</sup>	40716A <sup>1</sup>	40516 <sup>1</sup>	
	Rear				41918 <sup>1</sup>	40718A <sup>1</sup>	40518 <sup>1</sup>	
<b>Power Ram 50</b>								
1986	Front					40716A <sup>1</sup>		
1985-83	Front				41916 <sup>1</sup>	40716A <sup>1</sup>		
<b>Raider</b>								
1989	Front				41916 <sup>1</sup>	40716A <sup>1</sup>	40516 <sup>1</sup>	
	Rear				41915 <sup>1</sup>	40715	40515 <sup>1</sup>	
					41915	40715	40515 <sup>1</sup>	
1988-87	Front				41916 <sup>1</sup>	40716A <sup>1</sup>	40516 <sup>1</sup>	
	Rear				41915 <sup>1</sup>	40715 <sup>1</sup>	40515 <sup>1</sup>	
<b>Ram Pickup (D, W Series)</b>								
2010	Driver's Side	22A	4822	22-CA	41922	40722A	40522	
	Passenger's Side	22B	4822	22-CA	41922	40722A	40522	


1 Use Separate Enclosed Connector

		ICON	Evolution	Clear Advantage	Excel+	Micro Edge	Direct Connect	OE Style Blade
<b>Dodge (cont'd)</b>								
<b>Ram Pickup (D, W Series) (cont'd)</b>								
2009	Front	24A	4822	22-CA	41922	40722A	40522	
	Driver's Side	22A						
	Passenger's Side	22B						
2008-03	Front	24A	4824	24-CA	41924	40724	40524	
2002	Front	24A	4820	20-CA	41920	40720A	40520	
			4824	24-CA	41924	40724	40524	
	Driver's Side	20A						
	Passenger's Side	20B						
2001-94	Driver's Side	20A	4820	20-CA	41920	40720A	40520	
	Passenger's Side	20B	4820	20-CA	41920	40720A	40520	
1993-89	Front		4818		41918	40718A	40518	
1988	Front		4818		41918	40718A	40518	
1987-83	Front				41918 <sup>1</sup>	40718A <sup>1</sup>	40518 <sup>1</sup>	
1982-81	Front				41916 <sup>1</sup>	40716A <sup>1</sup>	40516 <sup>1</sup>	
					41918 <sup>1</sup>	40718A <sup>1</sup>	40518 <sup>1</sup>	
1980-79	Front				41916 <sup>1</sup>	40716A <sup>1</sup>	40516 <sup>1</sup>	
					41918	40718A	40518	
1978-75	Front		4818		41918 <sup>1</sup>	40718A <sup>1</sup>	40518 <sup>1</sup>	
1974	Front				41918 <sup>1</sup>	40718A <sup>1</sup>	40518 <sup>1</sup>	
1973-70	Front				41918 <sup>1</sup>	40718A <sup>1</sup>	40518 <sup>1</sup>	
1969-68	Standard Cab Pickup				41918 <sup>1</sup>	40718A <sup>1</sup>		
<b>Ram 50</b>								
1993-87	Front				41917 <sup>1</sup>	40717A <sup>1</sup>	40517 <sup>1</sup>	
1986	Front					40716A <sup>1</sup>		
1985	Front				41917 <sup>1</sup>	40717A <sup>1</sup>	40517 <sup>1</sup>	
1984-83	Front				41916	40716A		
<b>Ramcharger</b>								
1993-83	Front		4818		41918	40718A	40518	
<b>Rampage</b>								
1984-82	Front				41916 <sup>1</sup>	40716A <sup>1</sup>	40516 <sup>1</sup>	
<b>RD200</b>								
1980-78	Front				41918 <sup>1</sup>	40718A <sup>1</sup>	40518 <sup>1</sup>	
<b>Royal Mini Ram</b>								
1987-84	Front		4818		41918	40718A	40518	
	Rear		4816		41916	40716A	40516	
<b>Royal Monaco</b>								
1977-75	Front		4818		41918	40718A	40518	
<b>Shadow</b>								
1994-87	Front		4818		41918	40718A	40518	
<b>Spirit</b>								
1995-89	Front		4818		41918	40718A	40518	
<b>St. Regis</b>								
1981-79	Front		4818		41918	40718A		
<b>Stealth</b>								
1996-91	Driver's Side	21A	4821	21-CA	41921	40721	40521	
	Passenger's Side	20A	4820	20-CA	41920	40720A	40520	
	Rear			21-CA			40521	
<b>Stratus</b>								
2006	Driver's Side	22A	4822	22-CA	41922	40722A	40522	
	Passenger's Side	22B	4822	22-CA	41922	40722A	40522	
2005-04	Coupe	24A	4824	24-CA	41924	40724	40524	
	Passenger's Side	21B	4821	21-CA	41921	40721	40521	
	Sedan	22A	4822	22-CA	41922	40722A	40522	
	Passenger's Side	22B	4822	22-CA	41922	40722A	40522	
2003-02	Coupe	24A	4824	24-CA	41924	40724	40524	
	Passenger's Side	21B	4821	21-CA	41921	40721	40521	
	Sedan	22A	4822	22-CA	41922	40722A	40522	
2001	Front				41922			
	Sedan	22A	4822	22-CA		40722A	40522	
2000-95	Front	22A	4822	22-CA	41922	40722A	40522	

<sup>1</sup> Use Separate Enclosed Connector


		ICON	Evolution	Clear Advantage	Excel+	Micro Edge	Direct Connect	OE Style Blade
<b>Dodge (cont'd)</b>								
<b>SX 2.0</b>								
2005-03	Driver's Side	22A	4822	22-CA	41922	40722A	40522	
	Passenger's Side	19A	4819	19-CA	41919	40719A	40519	
<b>Van, Ram Van (A,B Series)</b>								
2008-07	Front	24OE						
2006-04	Driver's Side		4824	24-CA	41924	40724	40524	
	Passenger's Side		4821	21-CA	41921	40721	40521	
2003	Front		4819	19-CA	41919	40719A	40519	
	Driver's Side	19A						
	Passenger's Side	19B						
2002-99	Driver's Side	19A	4819	19-CA	41919	40719A	40519	
	Passenger's Side	19B	4819	19-CA	41919	40719A	40519	
	Extended Cargo Van	19A	4819	19-CA	41919	40719A	40519	
	Passenger's Side	19B	4819	19-CA	41919	40719A	40519	
	Extended Passenger Van	19A	4819	19-CA	41919	40719A	40519	
	Driver's Side	19B	4819	19-CA	41919	40719A	40519	
	Passenger's Side	19A	4819	19-CA	41919	40719A	40519	
	Standard Cargo Van	19B	4819	19-CA	41919	40719A	40519	
	Passenger's Side	19A	4819	19-CA	41919	40719A	40519	
1998-97	Front	18A	4818	18-CA	41918	40718A	40518	
	Extended Cargo Van	18A	4818	18-CA	41918	40718A	40518	
	Extended Passenger Van	18A	4818	18-CA	41918	40718A	40518	
	Standard Cargo Van	18A	4818	18-CA	41918	40718A	40518	
1996	Front	18A	4818	18-CA	41918	40718A	40518	
1995	Front, Early		4816	16-CA	41916	40716A	40516	
	Front, Late	18A	4818		41918	40718A	40518	
1994-71	Front		4816		41916	40716A	40516	
<b>Viper</b>								
2002-93	Front	16A	4816	16-CA	41916	40716A	40516	
<b>400</b>								
1983-82	Front		4816		41916	40716A	40516	
<b>600</b>								
1988-83	Front		4816		41916	40716A	40516	
<b>Eagle</b>								
<b>Medallion</b>								
1989-88	Front		4820	20-CA	41920	40720A	40520	
	Wagon Rear		4818	18-CA	41918	40718A	40518	
<b>Premier</b>								
1992-88	Front		4820		41920	40720A	40520	
<b>Summit</b>								
1996-93	Rear		4816	16-CA	41916	40716A	40516	
	Coupe	20A	4820	20-CA	41920	40720A	40520	
	Driver's Side	16A	4816	16-CA	41916	40716A	40516	
	Passenger's Side	20A	4820	20-CA	41920	40720A	40520	
	Sedan	16A	4816	16-CA	41916	40716A	40516	
	Driver's Side	20A	4820	20-CA	41920	40720A	40520	
	Passenger's Side	16A	4816	16-CA	41916	40716A	40516	
	Wagon	22A	4822	22-CA	41922	40722A	40522	
	Driver's Side	18A	4818	18-CA	41918	40718A	40518	
	Passenger's Side	20A	4820	20-CA	41920	40720A	40520	
1992	Rear		4816	16-CA	41916	40716A	40516	
	Hatchback	20A	4820	20-CA	41920	40720A	40520	
	Driver's Side	16A	4816	16-CA	41916	40716A	40516	
	Passenger's Side	20A	4820	20-CA	41920	40720A	40520	
	Sedan	16A	4816	16-CA	41916	40716A	40516	
	Driver's Side	20A	4820	20-CA	41920	40720A	40520	
	Passenger's Side	16A	4816	16-CA	41916	40716A	40516	
	Wagon	22A	4822	22-CA	41922	40722A	40522	
	Driver's Side	18A	4818	18-CA	41918	40718A	40518	
	Passenger's Side	20A	4820	20-CA	41920	40720A	40520	
1991	Driver's Side	16A	4816	16-CA	41916	40716A	40516	
	Passenger's Side				41917 <sup>1</sup>	40717A <sup>1</sup>	40517 <sup>1</sup>	
1990-89	Front							

1 Use Separate Enclosed Connector


		ICON	Evolution	Clear Advantage	Excel+	Micro Edge	Direct Connect	OE Style Blade
								
<b>Eagle (cont'd)</b>								
<b>Talon</b>								
1998-95	Driver's Side	24A	4824	24-CA	41924	40724	40524	
	Passenger's Side	22A	4822	22-CA	41922	40722A	40522	
	Rear		4819	19-CA	41919	40719A	40519	
1994-92	Front		4820	20-CA	41920	40720A	40520	
	Rear		4819	19-CA	41919	40719A	40519	
1991-90	Front				41919 <sup>1</sup>	40719A <sup>1</sup>	40519 <sup>1</sup>	
	Rear				41919 <sup>1</sup>	40719A <sup>1</sup>	40519 <sup>1</sup>	
<b>Vision</b>								
1997-95	Front, without Washer Nozzle	24A	4824	24-CA	41924	40724	40524	
1994-93	Driver's Side	24A	4824	24-CA	41924	40724	40524	
<b>Fiat</b>								
<b>Brava</b>								
1981-80	Front				41915 <sup>1</sup>	40715 <sup>1</sup>	40515 <sup>1</sup>	
1979	Front					40715		
<b>Strada</b>								
1982-81	Front					40716A		
	Rear					40715		
1980-79	Front					40715		
<b>X-1/9</b>								
1982-74	Front					40715		
<b>124</b>								
1981-79	Front					40715		
1978-74	Front				41913 <sup>1</sup>	40713 <sup>1</sup>	40513 <sup>1</sup>	
1973-71	Front					40715		
<b>128</b>								
1979-75	Front				41915 <sup>1</sup>			
	Coupe Front					40715 <sup>1</sup>	40515 <sup>1</sup>	
1974-73	Front					40715		
<b>131</b>								
1978-75	Front				41915 <sup>1</sup>			
	Sedan Front					40715 <sup>1</sup>	40515 <sup>1</sup>	
<b>500</b>								
2014	Driver's Side	24A		24-CA	41924	40724	40524	
	Passenger's Side	13A		13-CA	41913	40713	40513	
2013-12	Driver's Side	24A		24-CA	41924	40724	40524	
	Passenger's Side	13A		13-CA	41913	40713	40513	
	Hatchback Rear							H307
<b>Ford</b>								
<b>Aerostar</b>								
1997-95	Front	22A	4822	22-CA	41922	40722A	40522	
	Rear		4816		41916	40716A	40516	
1994-90	Front		4822		41922	40722A	40522	
	Rear		4816		41916	40716A	40516	
1989-88	Front		4822		41922	40722A	40522	
	Rear		4816		41916	40716A		
	Mini Passenger Van						40516	
1987-86	Front		4822		41922	40722A	40522	
	Rear		4816		41916	40716A	40516	
<b>Aspire</b>								
1997-94	Driver's Side	20A	4820	20-CA	41920	40720A	40520	
	Passenger's Side	16A	4816	16-CA	41916	40716A	40516	
<b>Bronco</b>								
1996-95	Driver's Side	18A	4818	18-CA	41918	40718A	40518	
	Passenger's Side	18B	4818	18-CA	41918	40718A	40518	
1994-91	Front		4818		41918	40718A	40518	
1990-87	Front		4818		41918	40718A	40518	
	Rear				41913	40713	40513	

1 Use Separate Enclosed Connector




		ICON	Evolution	Clear Advantage	Excel+	Micro Edge	Direct Connect	OE Style Blade
<b>Ford (cont'd)</b>								
<b>Bronco (cont'd)</b>								
1986-80	Front		4818		41918	40718A	40518	
1979-78	Front				41915 <sup>1</sup>	40715 <sup>1</sup>	40515 <sup>1</sup>	
1977-73	Front					40711 <sup>1</sup>	40511 <sup>1</sup>	
1972-70	Front						40511 <sup>1</sup>	
	Standard Cab Pickup					40711		
<b>Bronco II</b>								
1990-87	Front		4818		41918	40718A	40518	
	Rear				41913	40713	40513	
1986-84	Front		4818		41918	40718A	40518	
<b>C-Max</b>								
2013	Driver's Side	28OE	4844					
	Passenger's Side	24OE	4842					
<b>Contour</b>								
2000-95	Driver's Side	22A	4822	22-CA	41922	40722A	40522	
	Passenger's Side	20B	4820	20-CA	41920	40720A	40520	
<b>Country Sedan</b>								
1974-71	Rear					40716A		
<b>Country Squire</b>								
1991-87	Front					40718A		
1974-71	Rear		4816		41916	40716A	40516	
<b>Courier</b>								
1982-72	Front				41913	40713	40513	
<b>Crown Victoria</b>								
2010-95	Driver's Side	22A	4822	22-CA	41922	40722A	40522	
	Passenger's Side	22B	4822	22-CA	41922	40722A	40522	
1994-92	Front		4822		41922	40722A	40522	
<b>Custom</b>								
1972-71	Rear		4816	16-CA	41916	40716A	40516	
<b>Custom 500</b>								
1977	Wagon					40716A		
1974-73	Rear		4816	16-CA	41916	40716A	40516	
<b>Ecoline Van</b>								
2013	Driver's Side	20A	4820		41920	40720A	40520	
	Passenger's Side	20B	4820		41920	40720A	40520	
2012-98	Driver's Side	20A	4820	20-CA	41920	40720A	40520	
	Passenger's Side	20B	4820	20-CA	41920	40720A	40520	
1997-95	Driver's Side	22A	4822	22-CA	41922	40722A	40522	
	Passenger's Side	22B	4822	22-CA	41922	40722A	40522	
1994-92	Front		4822		41922	40722A	40522	
1991-81	Front		4818		41918	40718A	40518	
1980-76	Front		4819		41919	40719A	40519	
1975-70	Front				41918 <sup>1</sup>	40718A <sup>1</sup>	40518 <sup>1</sup>	
<b>Econoline Super Duty</b>								
1999-98	Driver's Side	20A	4820	20-CA	41920	40720A	40520	
	Passenger's Side	20B	4820	20-CA	41920	40720A	40520	
1997-96	Driver's Side	22A	4822	22-CA	41922	40722A	40522	
	Passenger's Side	22B	4822	22-CA	41922	40722A	40522	
<b>Edge</b>								
2013-07	Driver's Side	26A	4826	26-CA	41926	40726	40526	
	Passenger's Side	20B	4820	20-CA	41920	40720A	40520	
	Rear							H353
<b>Elite</b>								
1976-75	Front		4816		41916	40716A	40516	
<b>Escape</b>								
2014	Rear							H300
2013	Front	28OE	4844					
	Rear							H300
2012-09	Front	20OE	4839					
	Rear							H300
2008	Front	20OE	4839					


1 Use Separate Enclosed Connector

		ICON	Evolution	Clear Advantage	Excel+	Micro Edge	Direct Connect	OE Style Blade
<b>Ford (cont'd)</b>								
<b>Escape (cont'd)</b>								
2007-05	Driver's Side	20A	4820	20-CA	41920	40720A	40520	
	Passenger's Side	18A	4818	18-CA	41918	40718A	40518	
	Rear					40710		
2004-01	Front	19A	4819	19-CA	41919	40719A	40519	
	Rear					40710		
<b>Escort</b>								
2003	Driver's Side	20A	4820	20-CA	41920	40720A	40520	
	Passenger's Side	18A	4818	18-CA	41918	40718A	40518	
2002-01	Driver's Side	20A	4820	20-CA	41920	40720A	40520	
	Passenger's Side		4818	18-CA	41918	40718A	40518	
Coupe	Passenger's Side	18A						
	Rear			13-CA	41913	40713	40513	
Sedan	Passenger's Side	18B						
					41913	40713	40513	
2000	Driver's Side	20A	4820	20-CA	41920	40720A	40520	
	Passenger's Side		4818	18-CA	41918	40718A	40518	
Coupe	Passenger's Side	18A						
	Rear				41913	40713	40513	
Sedan	Passenger's Side	18B						
1999-98	Driver's Side	20A	4820	20-CA	41920	40720A	40520	
	Passenger's Side		4818	18-CA	41918	40718A	40518	
Coupe	Passenger's Side	18A						
	Rear				41913	40713	40513	
Sedan	Passenger's Side	18B						
Wagon	Passenger's Side	18B						
	Rear				41913	40713	40513	
1997	Driver's Side	20A	4820	20-CA	41920	40720A	40520	
	Passenger's Side	18B	4818	18-CA	41918	40718A	40518	
Wagon	Rear				41913	40713	40513	
1996-95	Driver's Side	20A	4820	20-CA	41920	40720A	40520	
	Passenger's Side	18B	4818	18-CA	41918	40718A	40518	
Hatchback	Rear				41913	40713	40513	
Wagon	Rear				41913	40713	40513	
1994-92	Driver's Side		4820		41920	40720A	40520	
	Passenger's Side		4818		41918	40718A	40518	
Hatchback	Rear				41913	40713	40513	
Wagon	Rear				41913	40713	40513	
1991	Driver's Side		4820		41920	40720A	40520	
	Passenger's Side		4818		41918	40718A	40518	
1990	Front		4818		41918	40718A	40518	
	Rear		4818		41918	40718A	40518	
1989-86	Front		4818		41918	40718A	40518	
	Rear		4818		41918	40718A	40518	
Hatchback	Rear		4816		41916	40716A	40516	
Wagon	Rear		4816		41916	40716A	40516	
1985-81	Front		4818		41918	40718A	40518	
	Rear		4818		41918	40718A	40518	
Hatchback	Rear				41918	40718A	40518	
Wagon	Rear				41915 <sup>1</sup>	40715 <sup>1</sup>	40515 <sup>1</sup>	
<b>Excursion</b>								
2005-00	Front	20A	4820	20-CA	41920	40720A	40520	
	Rear		4816	16-CA	41916	40716A	40516	
<b>EXP</b>								
1988-82	Front		4818		41918	40718A	40518	
<b>Expedition</b>								
2013-10	Driver's Side	22A	4822	22-CA	41922	40722A	40522	
	Passenger's Side	22B	4822	22-CA	41922	40722A	40522	
2009-08	Driver's Side	22A	4822	22-CA	41922	40722A	40522	
	Passenger's Side	22B	4822	22-CA	41922	40722A	40522	
2007-03	Rear		4816	16-CA	41916	40716A	40516	
	Driver's Side	20A	4820	20-CA	41920	40720A	40520	
Passenger's Side		20B	4820	20-CA	41920	40720A	40520	
	Rear		4817	17-CA	41917	40717A	40517	


1 Use Separate Enclosed Connector

		ICON	Evolution	Clear Advantage	Excel+	Micro Edge	Direct Connect	OE Style Blade
<b>Ford (cont'd)</b>								
<b>Expedition (cont'd)</b>								
2002-99	Driver's Side	20A	4820	20-CA	41920	40720A	40520	
	Passenger's Side	20B	4820	20-CA	41920	40720A	40520	
	Rear		4816	16-CA	41916	40716A	40516	
1998	Driver's Side, Early	22A	4822	22-CA	41922	40722A	40522	
	Driver's Side, Late	20A	4820	20-CA	41920	40720A	40520	
	Passenger's Side, Early	22B	4822	22-CA	41922	40722A	40522	
	Passenger's Side, Late	20B	4820	20-CA	41920	40720A	40520	
	Rear		4816	16-CA	41916	40716A	40516	
1997	Driver's Side	22A	4822	22-CA	41922	40722A	40522	
	Passenger's Side	22B	4822	22-CA	41922	40722A	40522	
	Rear		4816	16-CA	41916	40716A	40516	
<b>Explorer</b>								
2014-11	Driver's Side	26OE	4843					
	Passenger's Side	22OE	4841					
2010-06	Front	20A	4820	20-CA	41920	40720A	40520	
	Rear			13-CA	41913	40713	40513	
2005	Front	20A	4820	20-CA	41920	40720A	40520	
	Rear		4816	16-CA	41916	40716A	40516	
2004-02	Front	22A	4822	22-CA	41922	40722A	40522	
	Rear		4816	16-CA	41916	40716A	40516	
2001-98	Front	18A	4818	18-CA	41918	40718A	40518	
	Rear				41915	40715	40515	
1997-91	Front	18A	4818	18-CA	41918	40718A	40518	
	Rear				41913	40713	40513	
<b>Explorer Sport Trac</b>								
2010-07	Front	20A	4820	20-CA	41920	40720A	40520	
2005-01	Front	18A	4818	18-CA	41918	40718A	40518	
<b>F Series Pickup</b>								
2013-09	Driver's Side	22A	4822	22-CA	41922	40722A	40522	
	Passenger's Side	22B	4822	22-CA	41922	40722A	40522	
2008	Driver's Side	20A	4820	20-CA	41920	40720A	40520	
	Passenger's Side	20B	4820	20-CA	41920	40720A	40520	
	Crew Cab Pickup	Driver's Side	20A	4820	20-CA	41920	40720A	40520
		Passenger's Side	20B	4820	20-CA	41920	40720A	40520
2007-99	Driver's Side	20A	4820	20-CA	41920	40720A	40520	
	Passenger's Side	20B	4820	20-CA	41920	40720A	40520	
1998	Driver's Side, Early	22A	4822	22-CA	41922	40722A	40522	
	Driver's Side, Late	20A	4820	20-CA	41920	40720A	40520	
	Passenger's Side, Early	22B	4822	22-CA	41922	40722A	40522	
	Passenger's Side, Late	20B	4820	20-CA	41920	40720A	40520	
1997	Driver's Side, Heavy Duty	22A	4822		41922	40722A	40522	
	Passenger's Side, Heavy Duty	22B	4822		41922	40722A	40522	
	Driver's Side	20A	4820		41920	40720A	40520	
		22A	4822		41922	40722A		
	Passenger's Side	20B	4820		41920	40720A	40520	
		22B	4822		41922	40722A		
1996-95	Driver's Side	18A	4818	18-CA	41918	40718A	40518	
	Passenger's Side	18B	4818	18-CA	41918	40718A	40518	
1994-80	Front		4818		41918	40718A	40518	
1979-78	Front				41915 <sup>1</sup>	40715 <sup>1</sup>	40515 <sup>1</sup>	
1977-75	Front				41915	40715 <sup>1</sup>	40515 <sup>1</sup>	
1974-70	Front				41915 <sup>1</sup>	40715 <sup>1</sup>	40515 <sup>1</sup>	
<b>F Super Duty</b>								
1997	Driver's Side	22A	4822		41922	40722A		
	Passenger's Side	22B	4822		41922	40722A		
1996-95	Driver's Side	18A	4818		41918	40718A		
	Passenger's Side	18B	4818		41918	40718A		
1994-88	Front		4818		41918	40718A		
<b>Fairmont</b>								
1983-78	Front		4816		41916	40716A	40516	
<b>Falcon</b>								
1970-66	Front					40716A		


1 Use Separate Enclosed Connector

		ICON	Evolution	Clear Advantage	Excel+	Micro Edge	Direct Connect	OE Style Blade
<b>Ford (cont'd)</b>								
<b>Festiva</b>								
1993-89	Front	<b>18A</b>	<b>4818</b>	<b>18-CA</b>	<b>41918</b>	<b>40718A</b>	<b>40518</b>	
	Rear				<b>41915<sup>1</sup></b>	<b>40715<sup>1</sup></b>	<b>40515<sup>1</sup></b>	
1988	Front				<b>41917<sup>1</sup></b>	<b>40717A<sup>1</sup></b>	<b>40517<sup>1</sup></b>	
	Rear				<b>41915<sup>1</sup></b>	<b>40715<sup>1</sup></b>	<b>40515<sup>1</sup></b>	
<b>Fiesta</b>								
1980-78	Front					<b>40715</b>		
<b>Five Hundred</b>								
2007	Driver's Side	<b>24OE</b>	<b>4842</b>					
	Passenger's Side	<b>20OE</b>	<b>4839</b>					
2006-05	Driver's Side	<b>24OE</b>	<b>4824<sup>1</sup></b>	<b>24-CA</b>				
	Passenger's Side	<b>20OE</b>	<b>4820<sup>1</sup></b>	<b>20-CA</b>				
<b>Flex</b>								
2013-09	Driver's Side	<b>24A</b>	<b>4824</b>	<b>24-CA</b>	<b>41924</b>	<b>40724</b>	<b>40524</b>	
	Passenger's Side	<b>22A</b>	<b>4822</b>	<b>22-CA</b>	<b>41922</b>	<b>40722A</b>	<b>40522</b>	
	Rear							<b>H300</b>
<b>Focus</b>								
2014-12	Front	<b>28OE</b>	<b>4844</b>					
2011-08	Driver's Side	<b>22A</b>	<b>4822</b>	<b>22-CA</b>	<b>41922</b>	<b>40722A</b>	<b>40522</b>	
	Passenger's Side	<b>19A</b>	<b>4819</b>	<b>19-CA</b>	<b>41919</b>	<b>40719A</b>	<b>40519</b>	
2007-06	Driver's Side	<b>22A</b>	<b>4822</b>	<b>22-CA</b>	<b>41922</b>	<b>40722A</b>	<b>40522</b>	
	Passenger's Side	<b>19A</b>	<b>4819</b>	<b>19-CA</b>	<b>41919</b>	<b>40719A</b>	<b>40519</b>	
	Hatchback							
2005-00	Wagon				<b>41915</b>	<b>40715</b>	<b>40515</b>	
	Driver's Side	<b>22A</b>	<b>4822</b>	<b>22-CA</b>	<b>41922</b>	<b>40722A</b>	<b>40522</b>	
	Passenger's Side	<b>19A</b>	<b>4819</b>	<b>19-CA</b>	<b>41919</b>	<b>40719A</b>	<b>40519</b>	
Hatchback	Rear				<b>41915</b>	<b>40715</b>	<b>40515</b>	
	Wagon					<b>40711<sup>1</sup></b>	<b>40511<sup>1</sup></b>	
<b>Freestar</b>								
2007	Driver's Side	<b>24A</b>	<b>4824</b>	<b>24-CA</b>	<b>41924</b>	<b>40724</b>	<b>40524</b>	
	Passenger's Side	<b>20B</b>	<b>4820</b>	<b>20-CA</b>	<b>41920</b>	<b>40720A</b>	<b>40520</b>	
	Rear		<b>4816</b>	<b>16-CA</b>	<b>41916</b>	<b>40716A</b>	<b>40516</b>	
2006	Driver's Side	<b>24A</b>	<b>4824</b>	<b>24-CA</b>	<b>41924</b>	<b>40724</b>	<b>40524</b>	
	Passenger's Side	<b>20B</b>	<b>4820</b>	<b>20-CA</b>	<b>41920</b>	<b>40720A</b>	<b>40520</b>	
	Rear		<b>4816</b>	<b>16-CA</b>	<b>41916</b>	<b>40716A</b>	<b>40516</b>	
Mini	Rear			<b>16-CA</b>			<b>40516</b>	
	Passenger Van							
2005-04	Driver's Side	<b>24A</b>	<b>4824</b>	<b>24-CA</b>	<b>41924</b>	<b>40724</b>	<b>40524</b>	
	Passenger's Side	<b>20B</b>	<b>4820</b>	<b>20-CA</b>	<b>41920</b>	<b>40720A</b>	<b>40520</b>	
	Rear		<b>4816</b>	<b>16-CA</b>	<b>41916</b>	<b>40716A</b>	<b>40516</b>	
<b>Freestyle</b>								
2007	Driver's Side	<b>24OE</b>	<b>4842</b>					
	Passenger's Side	<b>20OE</b>	<b>4839</b>					
	Rear			<b>13-CA</b>	<b>41913</b>	<b>40713</b>	<b>40513</b>	
2006	Driver's Side	<b>24OE</b>	<b>4824<sup>1</sup></b>	<b>24-CA<sup>1</sup></b>				
	Passenger's Side	<b>20OE</b>	<b>4820<sup>1</sup></b>	<b>20-CA<sup>1</sup></b>				
	Rear			<b>13-CA</b>	<b>41913</b>	<b>40713</b>	<b>40513</b>	
2005	Driver's Side	<b>24OE</b>	<b>4824<sup>1</sup></b>	<b>24-CA<sup>1</sup></b>				
	Passenger's Side	<b>20OE</b>	<b>4820<sup>1</sup></b>	<b>20-CA<sup>1</sup></b>				
<b>Fusion</b>								
2014	Front	<b>26OE</b>						
2013	Front	<b>28OE</b>	<b>4844</b>					
2012-06	Driver's Side	<b>24A</b>	<b>4824</b>	<b>24-CA</b>	<b>41924</b>	<b>40724</b>	<b>40524</b>	
	Passenger's Side	<b>19B</b>	<b>4819</b>	<b>19-CA</b>	<b>41919</b>	<b>40719A</b>	<b>40519</b>	
<b>Gran Torino</b>								
1976-72	Front		<b>4816</b>		<b>41916</b>	<b>40716A</b>	<b>40516</b>	
<b>Granada</b>								
1982-75	Front		<b>4816</b>		<b>41916</b>	<b>40716A</b>	<b>40516</b>	
<b>GT</b>								
2006-05	Front	<b>24A</b>	<b>4824</b>		<b>41924</b>	<b>40724</b>	<b>40524</b>	
<b>LTD</b>								
1986-80	Wagon		<b>4816</b>		<b>41916</b>	<b>40716A</b>	<b>40516</b>	

<sup>1</sup> Use Separate Enclosed Connector

		ICON	Evolution	Clear Advantage	Excel+	Micro Edge	Direct Connect	OE Style Blade
<b>Ford (cont'd)</b>								
<b>LTD (cont'd)</b>								
1979-77	Front		4816		41916	40716A	40516	
	Rear		4816		41916	40716A	40516	
1976-75 Wagon	Rear		4816		41916	40716A	40516	
1974	Rear		4816		41916	40716A		
	Wagon Rear						40516	
1973-71	Rear					40716A		
<b>LTD Crown Victoria</b>								
1991-87	Front					40718A		
<b>LTD II</b>								
1979-78	Front		4816		41916	40716A	40516	
1977	Front		4816		41916	40716A	40516	
	Rear		4816		41916	40716A	40516	
<b>Maverick</b>								
1977-69	Front				41916 <sup>1</sup>	40716A <sup>1</sup>	40516 <sup>1</sup>	
<b>Mustang</b>								
2013	Driver's Side	220E						
	Passenger's Side	200E						
2012-10	Driver's Side	220E	4841					
	Passenger's Side	200E	4839					
2009-05	Driver's Side	22A	4822	22-CA	41922	40722A	40522	
	Passenger's Side	20A	4820	20-CA	41920	40720A	40520	
2004-94	Driver's Side	20A	4820	20-CA	41920	40720A	40520	
	Passenger's Side	20B	4820	20-CA	41920	40720A	40520	
1993-83	Front		4816		41916	40716A	40516	
1982-79	Front		4816		41916	40716A	40516	
	Hatchback Rear		4818		41918	40718A	40518	
1973-71	Front					40718A		
1970	Front					40716A		
<b>Mustang II</b>								
1978-74	Front				41918 <sup>1</sup>	40718A <sup>1</sup>	40518 <sup>1</sup>	
<b>Pinto</b>								
1980	Sedan Front				41916	40716A		
	Wagon Front				41916 <sup>1</sup>	40716A <sup>1</sup>	40516 <sup>1</sup>	
1979-75	Front						40516 <sup>1</sup>	
	Sedan Front				41916	40716A		
	Wagon Front				41916 <sup>1</sup>	40716A <sup>1</sup>		
1974-71	Front				41916 <sup>1</sup>	40716A <sup>1</sup>	40516 <sup>1</sup>	
<b>Probe</b>								
1997-95	Front	20A	4820	20-CA	41920	40720A	40520	
	Rear		4820	20-CA	41920	40720A	40520	
1994	Front	20A	4820	20-CA	41920	40720A	40520	
	Rear		4820	20-CA	41920	40720A	40520	
1993	Front	20A	4820	20-CA	41920	40720A	40520	
	Rear		4820	20-CA	41920	40720A	40520	
1992-89	Driver's Side				41919 <sup>1</sup>	40719A <sup>1</sup>	40519 <sup>1</sup>	
	Passenger's Side				41917 <sup>1</sup>	40717A <sup>1</sup>	40517 <sup>1</sup>	
	Rear		4820	20-CA	41920	40720A	40520	
<b>Ranch Wagon</b>								
1974-71	Rear		4816	16-CA	41916	40716A	40516	
<b>Ranchero</b>								
1979-70	Front		4816		41916	40716A	40516	
<b>Ranger</b>								
2011-10	Extended Cab Pickup	Driver's Side	18A	4818	18-CA	41918	40718A	40518
	Standard Cab Pickup	Passenger's Side	18B	4818	18-CA	41918	40718A	40518
	Standard Cab Pickup	Driver's Side	18A	4818	18-CA	41918	40718A	40518
	Extended Cab Pickup	Passenger's Side	18B	4818	18-CA	41918	40718A	40518
2009	Driver's Side		18A	4818	18-CA	41918	40718A	40518
	Passenger's Side		18B	4818	18-CA	41918	40718A	40518
2008-04	Extended Cab Pickup	Driver's Side	18A	4818	18-CA	41918	40718A	40518
	Standard Cab Pickup	Passenger's Side	18B	4818	18-CA	41918	40718A	40518
	Standard Cab Pickup	Driver's Side	18A	4818	18-CA	41918	40718A	40518
	Extended Cab Pickup	Passenger's Side	18B	4818	18-CA	41918	40718A	40518

1 Use Separate Enclosed Connector

			ICON	Evolution	Clear Advantage	Excel+	Micro Edge	Direct Connect	OE Style Blade
<b>Ford (cont'd)</b>									
<b>Ranger (cont'd)</b>									
2003-02	Extended	Driver's Side	18A	4818	18-CA	41918	40718A	40518	
	Cab Pickup	Passenger's Side	18B	4818	18-CA	41918	40718A	40518	
	Standard	Driver's Side	18A	4818	18-CA	41918	40718A	40518	
	Cab Pickup	Passenger's Side	18B	4818	18-CA	41918	40718A	40518	
	Stripped	Driver's Side	18A	4818	18-CA	41918	40718A	40518	
	Chassis	Passenger's Side	18B	4818	18-CA	41918	40718A	40518	
2001-93		Driver's Side	18A	4818	18-CA	41918	40718A	40518	
		Passenger's Side	18B	4818	18-CA	41918	40718A	40518	
1992-83		Front		4818		41918	40718A	40518	
<b>Taurus</b>									
2014-10		Driver's Side	260E	4843					
		Passenger's Side	200E	4839					
2009		Driver's Side	240E	4842					
		Passenger's Side	200E	4839					
2008		Driver's Side, Late	240E						
		Driver's Side		4842					
		Passenger's Side, Late	200E						
		Passenger's Side		4839					
2007-06		Driver's Side	24A	4824	24-CA	41924	40724	40524	
		Passenger's Side	20B	4820	20-CA	41920	40720A	40520	
2005-96		Driver's Side	24A	4824	24-CA	41924	40724	40524	
		Passenger's Side	20B	4820	20-CA	41920	40720A	40520	
	Wagon	Rear		4818	18-CA	41918	40718A	40518	
1995-92		Driver's Side	20A	4820	20-CA	41920	40720A	40520	
		Passenger's Side	20B	4820	20-CA	41920	40720A	40520	
	Wagon	Rear				41915	40715	40515	
1991-86		Front		4820		41920	40720A	40520	
	Wagon	Rear				41915 <sup>1</sup>	40715 <sup>1</sup>	40515 <sup>1</sup>	
<b>Taurus X</b>									
2009		Driver's Side	240E	4842					
		Passenger's Side	200E	4839					
		Rear			13-CA	41913	40713	40513	
2008		Driver's Side, Late	240E						
		Driver's Side		4842					
		Passenger's Side, Late	200E						
		Passenger's Side		4839					
		Rear			13-CA	41913	40713	40513	
<b>Tempo</b>									
1994-86		Front		4820		41920	40720A	40520	
1985		Front		4819		41919	40719A	40519	
1984		Front		4818		41918	40718A	40518	
<b>Thunderbird</b>									
2005-02		Driver's Side	24A	4824	24-CA	41924	40724	40524	
		Passenger's Side	22B	4822	22-CA	41922	40722A	40522	
1997-90		Front		4822		41922	40722A	40522	
1989		Driver's Side		4824		41924	40724	40524	
		Passenger's Side		4820		41920	40720A	40520	
1988-83		Front		4818		41918	40718A	40518	
1982-77		Front		4816		41916	40716A	40516	
1976-71		Front		4818		41918	40718A	40518	
1970		Front					40716A		
<b>Torino</b>									
1976-68		Front		4816		41916	40716A	40516	
<b>Transit Connect</b>									
2014-13		Driver's Side	26A	4826	26-CA	41926	40726	40526	
		Passenger's Side	18B	4818	18-CA	41918	40718A	40518	
2012-10		Driver's Side	26A	4826	26-CA	41926	40726	40526	
		Passenger's Side	18B	4818	18-CA	41918	40718A	40518	
		Rear			13-CA	41913	40713	40513	

1 Use Separate Enclosed Connector


		ICON	Evolution	Clear Advantage	Excel+	Micro Edge	Direct Connect	OE Style Blade
<b>Ford (cont'd)</b>								
<b>Windstar</b>								
2003-96	Driver's Side	24A	4824	24-CA	41924	40724	40524	
	Passenger's Side	20B	4820	20-CA	41920	40720A	40520	
	Rear		4816	16-CA	41916	40716A	40516	
1995	Driver's Side	24A	4824	24-CA	41924	40724	40524	
	Passenger's Side	20B	4820	20-CA	41920	40720A	40520	
	Rear				41913	40713	40513	
<b>Geo</b>								
<b>Metro</b>								
1997-95	Driver's Side	20A	4820	20-CA	41920	40720A	40520	
	Passenger's Side	19A	4819	19-CA	41919	40719A	40519	
1994	Driver's Side	20A	4820	20-CA	41920	40720A	40520	
	Passenger's Side	18A	4818	18-CA	41918	40718A	40518	
1993	Driver's Side	20A	4820	20-CA	41920	40720A	40520	
	Passenger's Side		4818	18-CA	41918	40718A	40518	
	Hatchback	Passenger's Side	18A					
1992	Sedan	Passenger's Side	18A					
	Driver's Side	20A	4820	20-CA	41920	40720A	40520	
	Passenger's Side		4818	18-CA	41918	40718A	40518	
1991	Hatchback	Passenger's Side	18A					
	Driver's Side	20A	4820	20-CA	41920	40720A	40520	
1990	Passenger's Side		4818	18-CA	41918	40718A	40518	
	Driver's Side	20A	4820	20-CA	41920	40720A	40520	
1989	Hatchback	Passenger's Side	18A	4818	18-CA	41918	40718A	40518
	Rear				41915	40715	40515	
	Driver's Side	20A	4820	20-CA	41920	40720A	40520	
1989	Passenger's Side	18A	4818	18-CA	41918	40718A	40518	
	Rear				41915	40715	40515	
	Prizm							
1997-93	Driver's Side	20A	4820	20-CA	41920	40720A	40520	
	Passenger's Side	18A	4818	18-CA	41918	40718A	40518	
1992-89	Driver's Side				41919 <sup>1</sup>	40719A <sup>1</sup>	40519 <sup>1</sup>	
	Passenger's Side				41917 <sup>1</sup>	40717A <sup>1</sup>	40517 <sup>1</sup>	
<b>Spectrum</b>								
1989	Front				41918 <sup>1</sup>	40718A <sup>1</sup>	40518 <sup>1</sup>	
<b>Storm</b>								
1993-90	Front	22A	4822	22-CA	41922	40722A	40522	
	Rear		4820					
	Hatchback	Rear			20-CA	41920	40720A	40520
Wagon	Rear				41915	40715	40515	
<b>Tracker</b>								
1997-96	Front	17A	4817	17-CA	41917	40717A	40517	
	Rear				41915	40715	40515	
1995	Convertible	Front	17A	4817	17-CA	40717A	40517	
	Hardtop	Front	17A	4817	17-CA	40717A	40517	
1994-91	Front	17A	4817	17-CA		40717A	40517	
1990	Front				41917 <sup>1</sup>	40717A <sup>1</sup>		
1989	Front				41917 <sup>1</sup>	40717A <sup>1</sup>	40517 <sup>1</sup>	
<b>GMC</b>								
<b>Acadia</b>								
2014	Driver's Side	24OE						
	Passenger's Side	21OE						
2013-07	Driver's Side	24OE	4842	24OE-CA				
	Passenger's Side	21OE	4840	21OE-CA				
<b>Caballero</b>								
1987-78	Front		4818		41918	40718A	40518	
<b>Canyon</b>								
2012-04	Driver's Side	22A	4822	22-CA	41922	40722A	40522	
	Passenger's Side	19B	4819	19-CA	41919	40719A	40519	

1 Use Separate Enclosed Connector


		ICON	Evolution	Clear Advantage	Excel+	Micro Edge	Direct Connect	OE Style Blade
<b>GMC (cont'd)</b>								
<b>C3500HD</b>								
2002-01	Driver's Side	22A						
	Passenger's Side	22B						
2000	Front	18A						
1996-95	Front	18A						
<b>Envoy</b>								
2009-07	Driver's Side	22A	4822	22-CA	41922	40722A	40522	
	Passenger's Side	22B	4822	22-CA	41922	40722A	40522	
	Rear							H300
2006-05	Driver's Side	22A	4822	22-CA	41922	40722A	40522	
	Passenger's Side	22B	4822	22-CA	41922	40722A	40522	
	Rear		4816	16-CA	41916	40716A	40516	
2004	Driver's Side	22A	4822	22-CA	41922	40722A	40522	
	Passenger's Side	22B	4822	22-CA	41922	40722A	40522	
	Rear			16-CA				
2003-02	Driver's Side	22A	4822	22-CA	41922	40722A	40522	
	Passenger's Side	22B	4822	22-CA	41922	40722A	40522	
	Rear		4816	16-CA	41916	40716A	40516	
<b>Envoy XL</b>								
2006-03	Driver's Side	22A	4822	22-CA	41922	40722A	40522	
	Passenger's Side	22B	4822	22-CA	41922	40722A	40522	
	Rear		4816	16-CA	41916	40716A	40516	
2002	Driver's Side	22A	4822	22-CA	41922	40722A	40522	
	Passenger's Side	22B	4822	22-CA	41922	40722A	40522	
	Rear		4816		41916	40716A	40516	
<b>Envoy XUV</b>								
2005-04	Driver's Side	22A	4822	22-CA	41922	40722A	40522	
	Passenger's Side	22B	4822	22-CA	41922	40722A	40522	
	Rear		4816	16-CA	41916	40716A	40516	
<b>G Series, Express</b>								
2014	Front	22A						
2013-96	Front	22A	4822	22-CA	41922	40722A	40522	
1995-93	Front		4818		41918	40718A	40518	
1992-83	Front		4816		41916	40716A	40516	
1982-73	Front				41916 <sup>1</sup>	40716A <sup>1</sup>	40516 <sup>1</sup>	
1972-67	Front					40716A		
<b>Jimmy</b>								
2004-95	Driver's Side	20A	4820	20-CA	41920	40720A	40520	
	Passenger's Side	20B	4820	20-CA	41920	40720A	40520	
	Rear				41913	40713	40513	
1994-92	Front		4818		41918	40718A	40518	
	Rear				41913	40713		
1991-85	Front		4816	16-CA	41916	40716A	40516	
1984-82	Front		4816			40716A		
1981-74	Front				41916 <sup>1</sup>	40716A <sup>1</sup>	40516 <sup>1</sup>	
1973	Front				41916 <sup>1</sup>	40716A	40516 <sup>1</sup>	
1972-70	Front					40715		
<b>Pickup (C, K, R, V Series)</b>								
2002-01	Driver's Side	22A	4822	22-CA	41922	40722A	40522	
	Passenger's Side	22B	4822	22-CA	41922	40722A	40522	
2000	Front	18A	4818		41918	40718A	40518	
1999	Front	18A	4818	18-CA	41918	40718A	40518	
	Driver's Side	22A	4822		41922	40722A	40522	
	Passenger's Side	22B	4822		41922	40722A	40522	
	Rear				41913	40713	40513	
1998-95	Front	18A	4818	18-CA	41918	40718A	40518	
	Rear				41913	40713	40513	
1994-91	Front		4818		41918	40718A	40518	
1990	Front		4816		41916	40716A	40516	
			4818		41918	40718A	40518	
1989-88	Front		4818		41918	40718A	40518	
1987-85	Front		4816		41916	40716A	40516	

1 Use Separate Enclosed Connector




		ICON	Evolution	Clear Advantage	Excel+	Micro Edge	Direct Connect	OE Style Blade
<b>GMC (cont'd)</b>								
<b>Pickup (C, K, R, V Series) (cont'd)</b>								
1984-73	Front				41916 <sup>1</sup>	40716A <sup>1</sup>	40516 <sup>1</sup>	
1972-70	Front					40715		
<b>Safari</b>								
2005-93	Front		4818		41918	40718A	40518	
	Rear				41913	40713	40513	
1992-86	Front		4818		41918	40718A	40518	
1985	Front		4818		41918	40718A		
<b>Sierra</b>								
2014-07	Front, Except classic	22OE	4841	22OE-CA				
2006-99	Driver's Side	22A	4822	22-CA	41922	40722A	40522	
	Passenger's Side	22B	4822	22-CA	41922	40722A	40522	
<b>Sonoma</b>								
2004-94	Driver's Side	20A	4820	20-CA	41920	40720A	40520	
	Passenger's Side	20B	4820	20-CA	41920	40720A	40520	
1993-91	Front		4816		41916	40716A	40516	
<b>Sprint</b>								
1977-72	Front				41916 <sup>1</sup>	40716A <sup>1</sup>	40516 <sup>1</sup>	
<b>Suburban (C, K, R, V Series)</b>								
1999-95	Front	18A	4818	18-CA	41918	40718A	40518	
	Rear				41913	40713	40513	
1994-92	Front		4818		41918	40718A	40518	
1991-85	Front		4816		41916	40716A	40516	
1984-74	Front				41916 <sup>1</sup>	40716A <sup>1</sup>	40516 <sup>1</sup>	
1973	Front				41916 <sup>1</sup>	40716A	40516 <sup>1</sup>	
1972-70	Front					40715		
<b>S15</b>								
1990-82	Front		4816		41916	40716A	40516	
<b>S15 Jimmy</b>								
1991-83	Front		4816		41916	40716A	40516	
<b>Terrain</b>								
2014	Rear			13-CA	41913	40713	40513	
2013-12	Driver's Side	24OE	4842					
	Passenger's Side	17OE	4836					
	Rear			13-CA	41913	40713	40513	
2011-10	Driver's Side	24OE	4842					
	Passenger's Side	17OE	4836					
<b>Typhoon</b>								
1993-92	Rear				41913	40713	40513	
<b>Yukon</b>								
2014-09	Driver's Side	22A	4822	22-CA	41922	40722A	40522	
	Passenger's Side	22B	4822	22-CA	41922	40722A	40522	
	Rear							H300
2008	Driver's Side, Late	22A	4822	22-CA	41922	40722A	40522	
	Front, Early	22OE	4841	22OE-CA				
	Passenger's Side, Late	22B	4822	22-CA	41922	40722A	40522	
	Rear							H300
2007	Front	22OE	4841	22OE-CA				
	Rear							H300
2006-01	Driver's Side	22A	4822	22-CA	41922	40722A	40522	
	Passenger's Side	22B	4822	22-CA	41922	40722A	40522	
	Rear		4816	16-CA	41916	40716A	40516	
2000	Front	18A	4822	22-CA	41922	40722A	40522	
	Driver's Side	22A						
	Passenger's Side	22B						
	Rear		4816	16-CA	41916	40716A	40516	
1999-95	Front	18A	4818	18-CA	41918	40718A	40518	
	Rear				41913	40713	40513	
1994-92	Front		4818		41918	40718A	40518	


1 Use Separate Enclosed Connector

			ICON	Evolution	Clear Advantage	Excel+	Micro Edge	Direct Connect	OE Style Blade
<b>Honda</b>									
<b>Accord</b>									
2014		Driver's Side	26A	4826	26-CA	41926	40726	40526	
		Passenger's Side	19B	4819	19-CA	41919	40719A	40519	
2013-08		Driver's Side	26A	4826	26-CA	41926	40726	40526	
		Passenger's Side		4819	19-CA	41919	40719A	40519	
	Coupe	Passenger's Side	19A						
	Sedan	Passenger's Side	19B						
2007-03		Driver's Side	26A	4826	26-CA	41926	40726	40526	
		Passenger's Side	18B	4818	18-CA	41918	40718A	40518	
2002-98		Driver's Side	24A	4824	24-CA	41924	40724	40524	
		Passenger's Side	19B	4819	19-CA	41919	40719A	40519	
1997-94		Driver's Side	24A	4824	24-CA	41924	40724	40524	
		Passenger's Side	20A	4820	20-CA	41920	40720A	40520	
	Coupe	Rear				41915	40715	40515	
	Wagon	Rear			15-CA	41915	40715	40515	
1993-91		Driver's Side	24A	4824	24-CA	41924	40724	40524	
		Passenger's Side	19A	4819	19-CA	41919	40719A	40519	
	Coupe	Rear				41915	40715	40515	
	Wagon	Rear			15-CA	41915	40715	40515	
1990		Driver's Side	24A	4824	24-CA	41924	40724	40524	
		Passenger's Side	19A	4819	19-CA	41919	40719A	40519	
	Coupe	Rear				41915	40715	40515	
1989-86		Front	19A	4819	19-CA	41919	40719A	40519	
		Rear		4819	19-CA	41919	40719A	40519	
1985-82		Front				41919 <sup>1</sup>	40719A <sup>1</sup>	40519 <sup>1</sup>	
	Hatchback	Rear		4819 <sup>1</sup>	19-CA <sup>1</sup>	41919 <sup>1</sup>	40719A <sup>1</sup>	40519 <sup>1</sup>	
1981-79		Front		4817		41917 <sup>1</sup>	40717A <sup>1</sup>	40517 <sup>1</sup>	
	Hatchback	Rear				41916 <sup>1</sup>	40716A <sup>1</sup>	40516 <sup>1</sup>	
1978-76		Front					40717A		
		Rear					40716A		
<b>Accord Crosstour</b>									
2011-10		Rear		4821	21-CA	41921	40721	40521	
<b>Civic</b>									
2013	Coupe	Driver's Side	28A	4828	28-CA				
		Passenger's Side	24A	4824	24-CA				
	Sedan	Driver's Side	26A	4826	26-CA				
		Passenger's Side	22A	2822	22-CA				
2012	Coupe	Driver's Side	28A	4828	28-CA				
		Passenger's Side	24A	4824	24-CA		40726		
	Sedan	Driver's Side	26A	4826	26-CA				
		Passenger's Side	22A	2822	22-CA				
2011	Coupe	Driver's Side	28OE	4844					
		Passenger's Side	24OE	4842					
	Sedan	Driver's Side	26A	4826	26-CA		40726	40526	
		Passenger's Side	24A	4824	24-CA		40724	40524	
2010-09	Coupe	Driver's Side	28OE	4844		41926			
		Passenger's Side	24OE	4842		41924			
	Sedan	Driver's Side	26A	4826	26-CA	41926	40726	40526	
		Passenger's Side	24A	4824	24-CA	41924	40724	40524	
2008-07		Driver's Side	28OE	4844					
		Passenger's Side	24OE	4842					
2006	Coupe	Driver's Side	28OE	4844					
		Passenger's Side	24OE	4842					
2005-03	Coupe	Driver's Side	21A	4821	21-CA	41921	40721	40521	
		Passenger's Side	19A	4819	19-CA	41919	40719A	40519	
	Hatchback	Driver's Side	24A	4824	24-CA	41924	40724	40524	
		Passenger's Side	16A	4816	16-CA				
	Sedan	Driver's Side	21A	4821	21-CA	41921	40721	40521	
		Passenger's Side	19A	4819	19-CA	41919	40719A	40519	
2002-01		Driver's Side	21A	4821	21-CA	41921	40721	40521	
		Passenger's Side	19A	4819	19-CA	41919	40719A	40519	
2000-96		Driver's Side	20A	4820	20-CA	41920	40720A	40520	
		Passenger's Side	18B	4818	18-CA	41918	40718A	40518	
	Hatchback	Rear				41915	40715	40515	

1 Use Separate Enclosed Connector

		ICON	Evolution	Clear Advantage	Excel+	Micro Edge	Direct Connect	OE Style Blade
<b>Honda (cont'd)</b>								
<b>Civic (cont'd)</b>								
1995-92	Driver's Side	22A	4822	22-CA	41922	40722A	40522	
	Passenger's Side	18B	4818	18-CA	41918	40718A	40518	
1991-90	Driver's Side		4820	20-CA	41920	40720A	40520	
	Passenger's Side		4819	19-CA	41919	40719A	40519	
	Hatchback Rear				41916 <sup>1</sup>	40716A <sup>1</sup>	40516 <sup>1</sup>	
	Wagon Rear				41916 <sup>1</sup>	40716A <sup>1</sup>	40516 <sup>1</sup>	
1989	Hatchback Driver's Side		4820	20-CA				
	Passenger's Side		4819	19-CA				
	Rear				41916 <sup>1</sup>	40716A <sup>1</sup>	40516 <sup>1</sup>	
	Wagon Driver's Side		4820	20-CA				
	Passenger's Side		4819	19-CA				
	Rear				41916 <sup>1</sup>	40716A <sup>1</sup>	40516 <sup>1</sup>	
1988	Driver's Side		4820	20-CA	41920	40720A	40520	
	Passenger's Side		4819	19-CA	41919	40719A	40519	
	Hatchback Rear				41916 <sup>1</sup>	40716A <sup>1</sup>	40516 <sup>1</sup>	
	Wagon Rear				41916 <sup>1</sup>	40716A <sup>1</sup>	40516 <sup>1</sup>	
1987-86	Front		4818	18-CA	41918	40718A	40518	
	Hatchback Rear		4819		41919	40719A	40519	
	Wagon Rear		4819		41919	40719A	40519	
1985	Front		4818	18-CA	41918	40718A	40518	
	Hatchback Rear				41916 <sup>1</sup>	40716A <sup>1</sup>	40516 <sup>1</sup>	
	Wagon Rear				41916 <sup>1</sup>	40716A <sup>1</sup>	40516 <sup>1</sup>	
1984	Front		4818	18-CA	41918	40718A	40518	
	Hatchback Rear				41916 <sup>1</sup>	40716A <sup>1</sup>	40516 <sup>1</sup>	
	Wagon Rear				41916 <sup>1</sup>	40716A <sup>1</sup>	40516 <sup>1</sup>	
1983	Hatchback Front				41916	40716A		
	Rear				41913	40713	40513	
	Sedan Front				41916 <sup>1</sup>	40716A <sup>1</sup>		
	Wagon Front				41916 <sup>1</sup>	40716A <sup>1</sup>		
	Rear				41913 <sup>1</sup>	40713 <sup>1</sup>	40513 <sup>1</sup>	
1982	Hatchback Front				41916	40716A		
	Rear				41913	40713	40513	
	Sedan Front				41916 <sup>1</sup>	40716A <sup>1</sup>	40516 <sup>1</sup>	
	Wagon Front				41916 <sup>1</sup>	40716A <sup>1</sup>	40516 <sup>1</sup>	
	Rear				41913 <sup>1</sup>	40713 <sup>1</sup>	40513 <sup>1</sup>	
1981	Hatchback Front				41916	40716A		
	Rear				41913	40713	40513	
	Sedan Front				41916 <sup>1</sup>	40716A <sup>1</sup>	40516 <sup>1</sup>	
	Wagon Front				41916 <sup>1</sup>	40716A <sup>1</sup>	40516 <sup>1</sup>	
	Rear				41913 <sup>1</sup>	40713 <sup>1</sup>	40513 <sup>1</sup>	
1980	Hatchback Front				41916	40716A		
	Rear				41913	40713	40513	
	Wagon Front				41916 <sup>1</sup>	40716A <sup>1</sup>	40516 <sup>1</sup>	
	Rear				41913 <sup>1</sup>	40713 <sup>1</sup>	40513 <sup>1</sup>	
1979-75	Front				41915 <sup>1</sup>	40715 <sup>1</sup>		
	Sedan Front						40515 <sup>1</sup>	
	Wagon Front						40515 <sup>1</sup>	
1974	Front				41915 <sup>1</sup>	40715 <sup>1</sup>		
<b>Civic del Sol</b>								
1997-93	Driver's Side	22A	4822	22-CA	41922	40722A	40522	
	Passenger's Side	19A	4819	19-CA	41919	40719A	40519	
<b>Crosstour</b>								
2014	Driver's Side	26A	4826	26-CA	41926	40726	40526	
	Passenger's Side	19B	4819	19-CA	41919	40719A	40519	
2013	Driver's Side	26A	4826	26-CA	41926	40726	40526	
	Passenger's Side	19A	4819	19-CA	41919	40719A	40519	
2012	Rear		4821	21-CA	41921	40721	40521	
<b>CR-V</b>								
2014	Driver's Side	26A	4826	26-CA	41926	40726	40526	
	Passenger's Side	16A	4816	16-CA	41916	40716A	40516	
	Rear			13-CA	41913	40713	40513	


1 Use Separate Enclosed Connector


		ICON	Evolution	Clear Advantage	Excel+	Micro Edge	Direct Connect	OE Style Blade
<b>Honda (cont'd)</b>								
<b>CR-V (cont'd)</b>								
2013-12	Driver's Side	26A	4826	26-CA				
	Passenger's Side	16A	4816	16-CA				
	Rear			13-CA	41913	40713	40513	
2011	Driver's Side	26A	4824	26-CA		40726	40526	
	Passenger's Side	17B	4817	17-CA		40717A	40517	
	Rear							H354
2010	Driver's Side	26A	4826	26-CA		40726	40526	
	Passenger's Side	17B	4817	17-CA		40717A	40517	
	Rear							H354
2009-07	Driver's Side	26A	4826			40726	40526	
	Passenger's Side	16A	4816			40716A	40516	
	Rear							H354
2006-02	Driver's Side	21A	4821	21-CA	41921	40721	40521	
	Passenger's Side	20B	4820	20-CA	41920	40720A	40520	
	Rear					40711 <sup>1</sup>	40511 <sup>1</sup>	
2001-97	Driver's Side	20A	4820	20-CA	41920	40720A	40520	
	Passenger's Side	19B	4819	19-CA	41919	40719A	40519	
	Rear			13-CA	41913	40713	40513	
<b>CRX</b>								
1991-88	Front	20A	4820	20-CA	41920	40720A	40520	
	Rear		4818	18-CA	41918	40718A	40518	
<b>CR-Z</b>								
2013	Driver's Side	26A						
	Passenger's Side	22B						
2012	Driver's Side	26A	4826	26-CA				
	Passenger's Side	22B	4822	22-CA				
	Rear		4816	16-CA	41916	40716A	40516	
2011	Driver's Side	26A	4826	26-CA	41926	40726	40526	
	Passenger's Side	21B	4821	21-CA	41921	40721	40521	
	Rear		4816	16-CA	41916	40716A	40516	
<b>Element</b>								
2011-03	Driver's Side	20A	4820	20-CA	41920	40720A	40520	
	Passenger's Side	20B	4820	20-CA	41920	40720A	40520	
	Rear							H306
<b>EV Plus</b>								
1999	Driver's Side	22A	4822	22-CA	41922	40722A	40522	
	Passenger's Side	19A	4819	19-CA	41919	40719A	40519	
<b>Fit</b>								
2013-09	Driver's Side	28A		28-CA				
	Passenger's Side	13A		13-CA				
	Rear							H354
2008-07	Driver's Side	24A	4824	24-CA	41924	40724	40524	
	Passenger's Side	16A	4816	16-CA	41916	40716A	40516	
	Rear							H354
<b>Insight</b>								
2013-12	Driver's Side	26A	4826	26-CA	41926	40726	40526	
	Passenger's Side	18A	4818	18-CA	41918	40718A	40518	
	Rear		4820	20-CA	41920	40720A	40520	
2011-10	Driver's Side	26A	4826	26-CA	41926	40726	40526	
	Passenger's Side	18A	4818	18-CA	41918	40718A	40518	
	Rear							H410
2006-00	Driver's Side	22A	4822	22-CA	41922	40722A	40522	
	Passenger's Side	19A	4819	19-CA	41919	40719A	40519	
	Rear		4816	16-CA	41916	40716A	40516	
<b>Odyssey</b>								
2013-11	Driver's Side	26A	4826	26-CA	41926	40726	40526	
	Passenger's Side	22B	4822	22-CA	41922	40722A	40522	
	Rear							H410
2010-05	Driver's Side	26A	4826	26-CA	41926	40726	40526	
	Passenger's Side	22B	4822	22-CA	41922	40722A	40522	
	Rear							H410

1 Use Separate Enclosed Connector


		ICON	Evolution	Clear Advantage	Excel+	Micro Edge	Direct Connect	OE Style Blade
<b>Honda (cont'd)</b>								
<b>Odyssey (cont'd)</b>								
2004	Driver's Side	24A	4824	24-CA	41924	40724	40524	
	Passenger's Side	21A	4821	21-CA	41921	40721	40521	
	Rear		4817	17-CA	41917	40717A	40517	
2003-99	Driver's Side	24A	4824	24-CA	41924	40724	40524	
	Passenger's Side	21B	4821	21-CA	41921	40721	40521	
	Rear		4817	17-CA	41917	40717A	40517	
1998-95	Front	24A	4824	24-CA	41924	40724	40524	
	Rear				41915 <sup>1</sup>	40715 <sup>1</sup>	40515 <sup>1</sup>	
<b>Passport</b>								
2002-99	Front	19A	4819	19-CA	41919	40719A	40519	
	Rear			13-CA	41913	40713	40513	
1998-94	Front	18A	4818	18-CA	41918	40718A	40518	
	Rear			13-CA	41913	40713	40513	
<b>Pilot</b>								
2013-09	Driver's Side	22A	4822	22-CA	41922	40722A	40522	
	Passenger's Side	21B	4821	21-CA	41921	40721	40521	
2008-03	Driver's Side	24A	4824	24-CA	41924	40724	40524	
	Passenger's Side	21A	4821	21-CA	41921	40721	40521	
	Rear							H354
<b>Prelude</b>								
2001-97	Driver's Side	21A	4821	21-CA	41921	40721	40521	
	Passenger's Side	19A	4819	19-CA	41919	40719A	40519	
1996-92	Driver's Side	22A	4822	22-CA	41922	40722A	40522	
	Passenger's Side	19A	4819	19-CA	41919	40719A	40519	
1991-88	Driver's Side	20A	4820	20-CA	41920	40720A	40520	
	Passenger's Side	19A	4819	19-CA	41919	40719A	40519	
1987-86	Front				41919 <sup>1</sup>	40719A <sup>1</sup>	40519 <sup>1</sup>	
1985-79	Front				41917 <sup>1</sup>	40717A <sup>1</sup>	40517 <sup>1</sup>	
<b>Ridgeline</b>								
2014-09	Driver's Side	22A	4822	22-CA	41922	40722A	40522	
	Passenger's Side	22B	4822	22-CA	41922	40722A	40522	
2008-06	Driver's Side	24A	4824	24-CA	41924	40724	40524	
	Passenger's Side	22B	4822	22-CA	41922	40722A	40522	
<b>S2000</b>								
2009-00	Driver's Side	16A	4816	16-CA	41916	40716A	40516	
	Passenger's Side	20B	4820	20-CA	41920	40720A	40520	
<b>600</b>								
1972-70	Front					40713		
<b>Hummer</b>								
<b>H1</b>								
2006	Front					40711 <sup>1</sup>	40511 <sup>1</sup>	
2004-03	Front					40711		
<b>H2</b>								
2009-08	Sport Utility	17A	4817	17-CA	41917	40717A	40517	
	Front					40711 <sup>1</sup>	40511 <sup>1</sup>	
	Rear					40711 <sup>1</sup>	40511 <sup>1</sup>	
2007-03	Front	17A	4817	17-CA	41917	40717A	40517	
	Rear					40711 <sup>1</sup>	40511 <sup>1</sup>	
<b>H3</b>								
2010-07	Driver's Side	17A	4817	17-CA	41917	40717A	40517	
	Passenger's Side	16A	4816	16-CA	41915	40716A	40516	
	Rear					40710		
2006	Driver's Side	17A	4817	17-CA	41917	40717A	40517	
	Passenger's Side	16A	4816	16-CA	41915	40716A	40516	
<b>H3T</b>								
2010-09	Driver's Side	17A	4817	17-CA	41917	40717A	40517	
	Passenger's Side	16A	4816	16-CA	41915	40716A	40516	

1 Use Separate Enclosed Connector


		ICON	Evolution	Clear Advantage	Excel+	Micro Edge	Direct Connect	OE Style Blade
<b>Hyundai</b>								
<b>Accent</b>								
2013-12	Driver's Side	26A	4826	26-CA	41926	40726	40526	
	Passenger's Side	16A	4816	16-CA	41916	40716A	40516	
Hatchback	Rear							H281
	2011-07	Driver's Side	22A	4822	22-CA	41922	40722A	40522
Hatchback	Passenger's Side	16A	4816	16-CA	41916	40716A	40516	
	Rear							H352
2006	Driver's Side	22A	4822	22-CA	41922	40722A	40522	
	Passenger's Side	16A	4816	16-CA	41916	40716A	40516	
2005-03	Driver's Side	20A	4820	20-CA	41920	40720A	40520	
	Passenger's Side	18B	4818	18-CA	41918	40718A	40518	
	Rear		4818	18-CA	41918	40718A	40518	
2002-01	Driver's Side	20A	4820	20-CA	41920	40720A	40520	
	Passenger's Side	18B	4818	18-CA	41918	40718A	40518	
	Hatchback	Rear						H281
2000	Driver's Side	20A	4820	20-CA	41920	40720A	40520	
	Passenger's Side	18B	4818	18-CA	41918	40718A	40518	
	Rear		4818	18-CA	41918	40718A	40518	
1999-96	Driver's Side	20A	4820	20-CA	41920	40720A	40520	
	Passenger's Side	18A	4818	18-CA	41918	40718A	40518	
	Rear		4820	20-CA	41920	40720A	40520	
1995	Driver's Side	20A	4820	20-CA	41920	40720A	40520	
	Passenger's Side	18A	4818	18-CA	41918	40718A	40518	
<b>Azera</b>								
2013-12	Driver's Side	26A	4826	26-CA	41926	40726	40526	
	Passenger's Side	18B	4818	18-CA	41918	40718A	40518	
2011-06	Driver's Side	24A	4824	24-CA	41924	40724	40524	
	Passenger's Side	20B	4820	20-CA	41920	40720A	40520	
<b>Elantra</b>								
2013-12	Driver's Side	28A	4828	28-CA				
	Passenger's Side	13A	4813	13-CA				
2011	Driver's Side	28A	4828	28-CA				
	Passenger's Side	13A	4813	13-CA				
Hatchback	Driver's Side				41928	40728	40528	
	Passenger's Side				41913	40713	40513	
2010-09	Hatchback	Driver's Side	4828					
	Passenger's Side		4813					
Sedan	Driver's Side	24A	4824	24-CA	41924	40724	40524	
	Passenger's Side	18A	4818	18-CA	41918	40718A	40518	
2008-07	Driver's Side	24A	4824	24-CA	41924	40724	40524	
	Passenger's Side	18A	4818	18-CA	41918	40718A	40518	
2006-01	Driver's Side	20A	4820	20-CA	41920	40720A	40520	
	Passenger's Side	18A	4818	18-CA	41918	40718A	40518	
	Rear		4820	20-CA	41920	40720A	40520	
2000-96	Driver's Side	20A	4820	20-CA	41920	40720A	40520	
	Passenger's Side	18A	4818	18-CA	41918	40718A	40518	
	Wagon	Rear			41913	40713	40513	
1995-92	Driver's Side	20A	4820	20-CA	41920	40720A	40520	
	Passenger's Side	19A	4819	19-CA	41919	40719A	40519	
<b>Elantra Coupe</b>								
2013	Driver's Side	28A	4828	28-CA	41928	40728	40528	
	Passenger's Side	13A	4813	13-CA	41913	40713	40513	
<b>Elantra GT</b>								
2013	Driver's Side	28A	4828	28-CA	41928	40728	40528	
	Passenger's Side	13A	4813	13-CA	41913	40713	40513	
<b>Entourage</b>								
2010-07	Driver's Side	26A	4826	26-CA	41926	40726	40526	
	Passenger's Side	18A	4818	18-CA	41918	40718A	40518	
<b>Equus</b>								
2014-11	Driver's Side	24A	4824	24-CA				
	Passenger's Side	20A	4820	20-CA				

		ICON	Evolution	Clear Advantage	Excel+	Micro Edge	Direct Connect	OE Style Blade
<b>Hyundai (cont'd)</b>								
<b>Excel</b>								
1994-90	Front	18A	4818	18-CA	41918	40718A	40518	
	Hatchback Rear							
1989-87	Front	16A	4816	16-CA	41916	40716A	40516	
	Rear							
1986	Front				41917 <sup>1</sup>	40717A <sup>1</sup>	40517 <sup>1</sup>	
	Hatchback Rear							
<b>Genesis</b>								
2013	Driver's Side	24A						
	Passenger's Side	20B						
2012	Driver's Side	24A	4824	24-CA				
	Passenger's Side	20B	4820	20-CA				
2011-09	Driver's Side	24OE	4842					
	Passenger's Side	20OE	4839					
<b>Genesis Coupe</b>								
2013	Driver's Side	24A	4824	24-CA				
	Passenger's Side	20B	4820	20-CA				
2012-10	Driver's Side		4824	24-CA				
	Passenger's Side		4820	20-CA				
<b>Pony</b>								
1986-84	Front		4816	16-CA		40716A	40516	
<b>Santa Fe</b>								
2014-13	Driver's Side	26A	4826	26-CA	41926		40526	
	Passenger's Side	13A	4813	13-CA	41913		40513	
2012-07	Driver's Side	24A	4824	24-CA	41924	40724	40524	
	Passenger's Side	18A	4818	18-CA	41918	40718A	40518	
2006-05	Driver's Side	24A	4824	24-CA	41924	40724	40524	H352
	Passenger's Side	20B	4820	20-CA	41920	40720A	40520	
2004-01	Rear				41913	40713	40513	
	Driver's Side	22A	4822	22-CA	41922	40722A	40522	
	Passenger's Side	20B	4820	20-CA	41920	40720A	40520	
2004-01	Rear				41913	40713	40513	
	Driver's Side	26A	4826	26-CA	41926		40526	
2014-13	Passenger's Side	13A	4813	13-CA	41913		40513	
	Driver's Side	26A	4826	26-CA	41926		40526	
<b>Santa Fe XL</b>								
2014-13	Driver's Side	26A	4826	26-CA	41926		40526	
	Passenger's Side	13A	4813	13-CA	41913		40513	
<b>Scoupe</b>								
1995-91	Driver's Side	19A	4819	19-CA	41919	40719A	40519	
	Passenger's Side	18A	4818	18-CA	41918	40718A	40518	
<b>Sonata</b>								
2014-11	Driver's Side	26A	4826	26-CA	41926	40726	40526	
	Passenger's Side	18A	4818	18-CA	41918	40718A	40518	
2010-06	Driver's Side	24A	4824	24-CA	41924	40724	40524	
	Passenger's Side	20A	4820	20-CA	41920	40720A	40520	
2005-99	Driver's Side	22A	4822	22-CA	41922	40722A	40522	
	Passenger's Side	20B	4820	20-CA	41920	40720A	40520	
1998-95	Front	20A	4820	20-CA	41920	40720A	40520	
1994-92	Driver's Side	20A	4820	20-CA	41920	40720A	40520	
	Passenger's Side	18A	4818	18-CA	41918	40718A	40518	
1991-89	Driver's Side	20A	4820	20-CA	41920	40720A	40520	
	Passenger's Side	18A	4818	18-CA	41918	40718A	40518	
<b>Stellar</b>								
1987	Front		4817	17-CA		40717A	40517	
1986	Front		4817	17-CA		40717A	40517	
1985	Front		4817	17-CA		40717A	40517	
<b>Tiburon</b>								
2008-05	Driver's Side	22A	4822	22-CA	41922	40722A	40522	
	Passenger's Side	18B	4818	18-CA	41918	40718A	40518	
2004-03	Driver's Side	22A	4822	22-CA	41922	40722A	40522	
	Passenger's Side	18B	4818	18-CA	41918	40718A	40518	
	Rear		4820	20-CA	41920	40720A	40520	

1 Use Separate Enclosed Connector

		ICON	Evolution	Clear Advantage	Excel+	Micro Edge	Direct Connect	OE Style Blade
<b>Hyundai (cont'd)</b>								
<b>Tiburon (cont'd)</b>								
2001-97	Driver's Side	22A	4822	22-CA	41922	40722A	40522	
	Passenger's Side	18B	4818	18-CA	41918	40718A	40518	
	Rear		4820	20-CA	41920	40720A	40520	
<b>Tucson</b>								
2014-05	Driver's Side	24A	4824	24-CA	41924	40724	40524	
	Passenger's Side	16A	4816	16-CA	41916	40716A	40516	
<b>Veloster</b>								
2013	Driver's Side	26A	4826	26-CA	41926	40726	40526	
	Passenger's Side	18B	4818	18-CA	41918	40718A	40518	
2012	Driver's Side	26A	4826		41926	40726		
	Passenger's Side	18A	4818		41918	40718A		
<b>Veracruz</b>								
2012-07	Driver's Side	24OE	4842					
	Passenger's Side	20OE	4839					
<b>XG300</b>								
2001	Driver's Side	22A	4822	22-CA	41922	40722A	40522	
	Passenger's Side	20B	4820	20-CA	41920	40720A	40520	
<b>XG350</b>								
2005-02	Driver's Side	22A	4822	22-CA	41922	40722A	40522	
	Passenger's Side	20B	4820	20-CA	41920	40720A	40520	
<b>Infiniti</b>								
<b>EX35</b>								
2012-08	Driver's Side	24A	4824	24-CA	41924	40724	40524	
	Passenger's Side	17A	4817	17-CA	41917	40717A	40517	
	Rear							H354
<b>EX37</b>								
2013	Driver's Side	24A	4824	24-CA	41924	40724	40524	
	Passenger's Side	17A	4817	17-CA	41917	40717A	40517	
	Rear							H354
<b>FX35</b>								
2012-09	Driver's Side	24A	4824	24-CA	41924	40724	40524	
	Passenger's Side	19B	4819	19-CA	41919	40719A	40519	
	Rear							H354
2008-03	Driver's Side	22A	4822	22-CA	41922	40722A	40522	
	Passenger's Side	20B	4820	20-CA	41920	40720A	40520	
	Rear							H354
<b>FX37</b>								
2013	Driver's Side	24A	4824	24-CA	41924	40724	40524	
	Passenger's Side	19B	4819	19-CA	41919	40719A	40519	
	Rear							H354
<b>FX45</b>								
2008-03	Driver's Side	22A	4822	22-CA	41922	40722A	40522	
	Passenger's Side	20B	4820	20-CA	41920	40720A	40520	
	Rear							H354
<b>FX50</b>								
2013-09	Driver's Side	24A	4824	24-CA	41924	40724	40524	
	Passenger's Side	19B	4819	19-CA	41919	40719A	40519	
	Rear							H354
<b>G20</b>								
2002-99	Driver's Side	21A	4821	21-CA	41921	40721	40521	
	Passenger's Side	19B	4819	19-CA	41919	40719A	40519	
1996-91	Driver's Side	21A	4821	21-CA	41921	40721	40521	
	Passenger's Side	19B	4819	19-CA	41919	40719A	40519	
<b>G25</b>								
2012-11	Driver's Side	26A	4826	26-CA	41926	40726	40526	
	Passenger's Side	16A	4816	16-CA	41916	40716A	40516	
<b>G35</b>								
2008	Driver's Side	26A	4826	26-CA	41926	40726	40526	
	Passenger's Side	16A	4816	16-CA	41916	40716A	40516	




			ICON	Evolution	Clear Advantage	Excel+	Micro Edge	Direct Connect	OE Style Blade
<b>Infiniti (cont'd)</b>									
<b>G35 (cont'd)</b>									
2007	Coupe	Driver's Side	24A	4824	24-CA	41924	40724	40524	
		Passenger's Side	17B	4817	17-CA	41917	40717A	40517	
	Sedan	Driver's Side	26A	4826	26-CA	41926	40726	40526	
		Passenger's Side	16A	4816	16-CA	41916	40716A	40516	
2006-03	Coupe	Driver's Side	24A	4824	24-CA	41924	40724	40524	
		Passenger's Side	17B	4817	17-CA	41917	40717A	40517	
	Sedan	Driver's Side	22A	4822	22-CA	41922	40722A	40522	
		Passenger's Side	18B	4818	18-CA	41918	40718A	40518	
<b>G37</b>									
2013	Convertible	Driver's Side				41926			
		Passenger's Side				41917			
	Coupe	Driver's Side	26A	4826	26-CA		40726	40526	
		Passenger's Side	17B	4817	17-CA	41917	40717A	40517	
	Sedan	Driver's Side	26A	4826	26-CA		40726	40526	
		Passenger's Side	16A	4816	16-CA	41916	40716A	40516	
2012-10	Coupe	Driver's Side		4826					
		Passenger's Side	26A		26-CA	41926	40726	40526	
	Sedan	Driver's Side	17B	4817	17-CA	41917	40717A	40517	
		Passenger's Side	26A		26-CA	41926	40726	40526	
2009	Coupe	Driver's Side	16A	4816	16-CA	41916	40716A	40516	
		Passenger's Side				41926			
2008	Coupe	Driver's Side	26A	4826	26-CA		40726	40526	
		Passenger's Side	17B	4817	17-CA	41917	40717A	40517	
2009	Coupe	Driver's Side	26A	4826	26-CA	41926	40726	40526	
		Passenger's Side	17B	4817	17-CA		40717A	40517	
2008	Coupe	Driver's Side	26A	4826	26-CA	41926	40726	40526	
		Passenger's Side	17B	4817	17-CA	41917	40717A	40517	
<b>I30</b>									
2001-00		Driver's Side	26A	4826	26-CA	41926	40726	40526	
		Passenger's Side	17A	4817	17-CA	41917	40717A	40517	
1999-96		Driver's Side	22A	4822	22-CA	41922	40722A	40522	
		Passenger's Side	21A	4821	21-CA	41921	40721	40521	
<b>I35</b>									
2004-02		Driver's Side	26A	4826	26-CA	41926	40726	40526	
		Passenger's Side	17A	4817	17-CA	41917	40717A	40517	
<b>JX35</b>									
2013		Driver's Side	26A	4826	26-CA	41926	40726	40526	
		Passenger's Side	17A	4817	17-CA	41917	40717A	40517	
<b>J30</b>									
1997-93		Passenger's Side					40719A <sup>1</sup>		
<b>M30</b>									
1992-90		Driver's Side	21A	4821	21-CA	41921	40721	40521	
		Passenger's Side	19A	4819	19-CA	41919	40719A	40519	
<b>M35</b>									
2010-06		Driver's Side	24A	4824	24-CA	41924	40724	40524	
		Passenger's Side	19A	4819	19-CA	41919	40719A	40519	
<b>M35h</b>									
2013-12		Driver's Side	26A						
		Passenger's Side	19B						
<b>M37</b>									
2013-11		Driver's Side	26A						
		Passenger's Side	19B						
<b>M45</b>									
2010-06		Driver's Side	24A	4824	24-CA	41924	40724	40524	
		Passenger's Side	19A	4819	19-CA	41919	40719A	40519	
2004-03		Driver's Side	21A	4821	21-CA	41921	40721	40521	
		Passenger's Side	19A	4819	19-CA	41919	40719A	40519	
<b>M56</b>									
2013-11		Driver's Side	26A						
		Passenger's Side	19B						

1 Use Separate Enclosed Connector

		ICON	Evolution	Clear Advantage	Excel+	Micro Edge	Direct Connect	OE Style Blade
<b>Infiniti (cont'd)</b>								
<b>QX4</b>								
2003-97	Driver's Side	22A	4822	22-CA	41922	40722A	40522	
	Passenger's Side	21A	4821	21-CA	41921	40721	40521	
	Rear					40711 <sup>1</sup>	40511 <sup>1</sup>	
<b>QX50</b>								
2014	Driver's Side	24A	4824	24-CA	41924	40724	40524	
	Passenger's Side	17A	4817	17-CA	41917	40717A	40517	
<b>QX56</b>								
2013-11	Driver's Side	24A	4824	24-CA	41924	40724	40524	
	Passenger's Side	19B	4819	19-CA	41919	40719A	40519	
2010-04	Driver's Side	24A	4824	24-CA	41924	40724	40524	
	Passenger's Side	22B	4822	22-CA	41922	40722A	40522	
	Rear							H306
<b>QX60</b>								
2014	Driver's Side	26A	4826	26-CA	41926	40726	40526	
	Passenger's Side	17A	4817	17-CA	41917	40717A	40517	
<b>QX70</b>								
2014	Driver's Side	24A	4824	24-CA	41924	40724	40524	
	Passenger's Side	19B	4819	19-CA	41919	40719A	40519	
<b>QX80</b>								
2014	Driver's Side	24A	4824	24-CA	41924	40724	40524	
	Passenger's Side	19B	4819	19-CA	41919	40719A	40519	
<b>Q45</b>								
2006-02	Driver's Side	26A	4826	26-CA	41926	40726	40526	
	Passenger's Side	18A	4818	18-CA	41918	40718A	40518	
2001-97	Driver's Side	22A	4822	22-CA	41922	40722A	40522	
	Passenger's Side	20A	4820	20-CA	41920	40720A	40520	
1996-90	Front	21A	4821	21-CA	41921	40721	40521	
<b>Isuzu</b>								
<b>Amigo</b>								
2000-98	Front	19A	4819	19-CA	41919	40719A	40519	
	Rear				41913	40713	40513	
1994-89	Front	18A	4818	18-CA	41918	40718A	40518	
<b>Ascender</b>								
2008-07	Driver's Side	22A	4822	22-CA	41922	40722A	40522	
	Passenger's Side	22B	4822	22-CA	41922	40722A	40522	
	Rear							H300
2006-03	Driver's Side	22A	4822	22-CA	41922	40722A	40522	
	Passenger's Side	22B	4822	22-CA	41922	40722A	40522	
	Rear		4816	16-CA	41916	40716A	40516	
<b>Axiom</b>								
2004-02	Driver's Side	20A	4820	20-CA	41920	40720A	40520	
	Passenger's Side	19A	4819	19-CA	41919	40719A	40519	
	Rear							H354
<b>Hombre</b>								
2000-96	Driver's Side	20A	4820	20-CA	41920	40720A	40520	
	Passenger's Side	20B	4820	20-CA	41920	40720A	40520	
<b>I-Mark</b>								
1989-86	Front				41918 <sup>1</sup>	40718A <sup>1</sup>	40518 <sup>1</sup>	
	Hatchback Rear				41915 <sup>1</sup>	40715 <sup>1</sup>	40515 <sup>1</sup>	
1985	Front				41918 <sup>1</sup>	40718A <sup>1</sup>	40518 <sup>1</sup>	
	Coupe Rear				41915	40715	40515	
1984-82	Front				41918 <sup>1</sup>	40718A <sup>1</sup>	40518 <sup>1</sup>	
<b>Impulse</b>								
1992-90	Front	22A	4822	22-CA	41922	40722A	40522	
	Rear		4820	20-CA	41920	40720A	40520	
1989-88	Front				41921 <sup>1</sup>			
<b>i-280</b>								
2006	Driver's Side	22A	4822	22-CA	41922	40722A	40522	
	Passenger's Side	19B	4819	19-CA	41919	40719A	40519	


1 Use Separate Enclosed Connector

		ICON	Evolution	Clear Advantage	Excel+	Micro Edge	Direct Connect	OE Style Blade
<b>Isuzu (cont'd)</b>								
<b>i-290</b>								
2008-07	Driver's Side	22A	4822	22-CA	41922	40722A	40522	
	Passenger's Side	19B	4819	19-CA	41919	40719A	40519	
<b>i-350</b>								
2006	Driver's Side	22A	4822	22-CA	41922	40722A	40522	
	Passenger's Side	19B	4819	19-CA	41919	40719A	40519	
<b>i-370</b>								
2008-07	Driver's Side	22A	4822	22-CA	41922	40722A	40522	
	Passenger's Side	19B	4819	19-CA	41919	40719A	40519	
<b>Oasis</b>								
1999-96	Front	24A	4824	24-CA	41924	40724	40524	
	Rear				41915 <sup>1</sup>	40715 <sup>1</sup>	40515 <sup>1</sup>	
<b>Pickup</b>								
1995-89	Front		4818	18-CA	41918	40718A	40518	
1988-82	Front				41918 <sup>1</sup>	40718A <sup>1</sup>	40518 <sup>1</sup>	
<b>Rodeo</b>								
2004-99	Front	19A	4819	19-CA	41919	40719A	40519	
	Rear			13-CA	41913	40713	40513	
1998-91	Front	18A	4818	18-CA	41918	40718A	40518	
	Rear			13-CA	41913	40713	40513	
<b>Rodeo Sport</b>								
2003-01	Front	19A	4819	19-CA	41919	40719A	40519	
	Rear			13-CA	41913	40713	40513	
<b>Stylus</b>								
1993-91	Driver's Side		4822	22-CA	41922	40722A	40522	
	Passenger's Side		4820	20-CA	41920	40720A	40520	
<b>Trooper</b>								
2002-98	Front	20A	4820	20-CA	41920	40720A	40520	
	Rear				41915	40715	40515	
1997	Front	20A	4820		41920	40720A	40520	
			To 09/96	20-CA				
	Rear				41915	40715	40515	
1996-95	Front	20A	4820	20-CA	41920	40720A	40520	
	Rear				41915	40715	40515	
1994-92	Front		4820	20-CA	41920	40720A	40520	
	Rear				41915	40715	40515	
1991-89	Front		4816	16-CA	41916	40716A	40516	
	Rear				41916 <sup>1</sup>	40716A <sup>1</sup>	40516 <sup>1</sup>	
1988	Front					40717A <sup>1</sup>	40517 <sup>1</sup>	
	Rear				41916 <sup>1</sup>	40716A <sup>1</sup>	40516 <sup>1</sup>	
1987-84	Front				41917 <sup>1</sup>	40717A <sup>1</sup>	40517 <sup>1</sup>	
	Rear				41916 <sup>1</sup>	40716A <sup>1</sup>	40516 <sup>1</sup>	
<b>VehiCROSS</b>								
2001-99	Driver's Side	24A	4824	24-CA	41924	40724	40524	
	Passenger's Side	17A	4817	17-CA	41917	40717A	40517	
<b>Jaguar</b>								
<b>S-Type</b>								
2003-02	Driver's Side	24A	4824	24-CA	41924	40724	40524	
	Passenger's Side	18A	4818	18-CA	41918	40718A	40518	
2001-00	Front	22A	4822	22-CA	41922	40722A	40522	
<b>Vanden Plas</b>								
2006-05	Driver's Side			24-CA	41924	40724	40524	
	Passenger's Side			19-CA	41919	40719A	40519	
2003-02	Front	21A	4821	21-CA	41921	40721	40521	
1999	Front				41921			
1985-82	Front					40715		
<b>XJ</b>								
2013-12	Driver's Side		4822					
	Passenger's Side		4819					


1 Use Separate Enclosed Connector

		ICON	Evolution	Clear Advantage	Excel+	Micro Edge	Direct Connect	OE Style Blade
<b>Jaguar (cont'd)</b>								
<b>XJR</b>								
2006-05	Driver's Side		4824	24-CA	41924	40724	40524	
	Passenger's Side		4819	19-CA	41919	40719A	40519	
2003-96	Front	21A	4821	21-CA	41921	40721	40521	
<b>XJS</b>								
1996-95	Front				41915 <sup>1</sup>	40715 <sup>1</sup>	40515 <sup>1</sup>	
1994-93	Front				41915 <sup>1</sup>			
	Convertible Front					40715 <sup>1</sup>	40515 <sup>1</sup>	
1992	Front				41915 <sup>1</sup>	40715 <sup>1</sup>	40515 <sup>1</sup>	
1991-82	Front					40715		
1981-76	Front				41915 <sup>1</sup>	40715 <sup>1</sup>	40515 <sup>1</sup>	
<b>XJ6</b>								
1997-93	Front		4821	21-CA	41921	40721	40521	
1992-88	Front				41920 <sup>1</sup>	40720A <sup>1</sup>	40520 <sup>1</sup>	
1987	Front				41915 <sup>1</sup>	40715 <sup>1</sup>	40515 <sup>1</sup>	
1986-74	Front					40715		
<b>XJ8</b>								
2006-05	Driver's Side			24-CA	41924	40724	40524	
	Passenger's Side			19-CA	41919	40719A	40519	
2003-98	Front	21A	4821	21-CA	41921	40721	40521	
<b>XJ12</b>								
1996-94	Front					40721		
1977-74	Front					40715		
<b>XK</b>								
2013-12	Driver's Side		4822		41922	40722A	40522	
	Passenger's Side		4821		41921	40721	40521	
2011	Driver's Side		4822	22-CA	41922	40722A	40522	
	Passenger's Side		4821	21-CA	41921	40721	40521	
<b>XKR</b>								
2013	Convertible Driver's Side		4822		41922	40722A	40522	
	Passenger's Side		4821		41921	40721	40521	
	Coupe Driver's Side		4822		41922	40722A	40522	
	Passenger's Side		4821		41921	40721	40521	
2012	Driver's Side		4822		41922	40722A	40522	
	Passenger's Side		4821		41921	40721	40521	
2011	Driver's Side		4822	22-CA	41922	40722A	40522	
	Passenger's Side		4821	21-CA	41921	40721	40521	
2004-00	Front	21A	4821	21-CA	41921	40721	40521	
<b>XKR-S</b>								
2012	Driver's Side		4822		41922			
	Passenger's Side		4821		41921			
	Coupe Driver's Side					40722A		
	Passenger's Side					40721		
<b>XK8</b>								
2006-05	Front		4822	22-CA	41922	40722A	40522	
2003-97	Front	21A	4821	21-CA	41921	40721	40521	
<b>X-Type</b>								
2008-05	Front							3397001728 <sup>2</sup>
	Driver's Side	22A	4822	22-CA	41922	40722A	40522	
	Passenger's Side	19B	4819	19-CA	41919	40719A	40519	
	Wagon Rear							H351
2004-02	Front							3397001728 <sup>2</sup>
	Driver's Side	22A	4822	22-CA	41922	40722A	40522	
	Passenger's Side	19B	4819	19-CA	41919	40719A	40519	
<b>Jeep</b>								
<b>Cherokee</b>								
2014	Driver's Side	26A	4826	26-CA	41926		40526	
	Passenger's Side	18A	4818	18-CA	41918		40518	
2001-97	Driver's Side	18A	4818	18-CA	41918	40718A	40518	
	Passenger's Side	18B	4818	18-CA	41918	40718A	40518	
	Rear				41913	40713	40513	


1 Use Separate Enclosed Connector  
2 Set


		ICON	Evolution	Clear Advantage	Excel+	Micro Edge	Direct Connect	OE Style Blade
<b>Jeep (cont'd)</b>								
<b>Cherokee (cont'd)</b>								
1996-93	Front		4818		41918	40718A	40518	
	Rear				41913	40713	40513	
1992-84	Front		4818		41918	40718A	40518	
	Rear				41913	40713	40513	
1983-78	Front				41916	40716A	40516	
	Rear				41913	40713	40513	
1977-74	Front				41916 <sup>1</sup>	40716A <sup>1</sup>	40516 <sup>1</sup>	
<b>Comanche</b>								
1992-86	Front		4818		41918	40718A	40518	
	Rear				41913	40713	40513	
<b>Commander</b>								
2010-06	Front	18A	4818	18-CA	41918	40718A	40518	
	Rear							H355
<b>Compass</b>								
2014	Rear					40710		
2013-10	Driver's Side	22A	4822	22-CA	41922	40722A	40522	
	Passenger's Side	20B	4820	20-CA	41920	40720A	40520	
	Rear					40710		
2009-07	Driver's Side	22A	4822	22-CA	41922	40722A	40522	
	Passenger's Side	20B	4820	20-CA	41920	40720A	40520	
	Rear					40711 <sup>1</sup>	40511 <sup>1</sup>	
<b>J Series</b>								
2014-11	Driver's Side	22A	4822	22-CA	41922	40722A	40522	
	Passenger's Side	21A	4821	21-CA	41921	40721	40521	
	Rear							H307
2010-05	Driver's Side	21A	4821	21-CA	41921	40721	40521	
	Passenger's Side	21B	4821	21-CA	41921	40721	40521	
	Rear							H355
2004-99	Driver's Side	21A	4821	21-CA	41921	40721	40521	
	Passenger's Side	21B	4821	21-CA	41921	40721	40521	
	Rear			13-CA	41913	40713	40513	
1998-93	Driver's Side	20A	4820	20-CA	41920	40720A	40520	
	Passenger's Side	20B	4820	20-CA	41920	40720A	40520	
	Rear				41913	40713	40513	
1991-84	Front		4816		41916	40716A	40516	
	Rear				41913	40713	40513	
1977-75	Front				41916 <sup>1</sup>	40716A <sup>1</sup>	40516 <sup>1</sup>	
1974	Front				41916 <sup>1</sup>	40716A	40516 <sup>1</sup>	
1973	Front					40715		
1970	Front					40715		
<b>J-2500</b>								
1973-72	Front					40715		
<b>J-2600</b>								
1973-72	Front					40715		
<b>J-4500</b>								
1973-72	Front					40715		
<b>J-4600</b>								
1973-72	Front					40715		
<b>J-4700</b>								
1973-72	Front					40715		
<b>J-4800</b>								
1973-72	Front					40715		
<b>Liberty</b>								
2012-08	Front	19A	4819	19-CA	41919	40719A	40519	
2007-02	Front		4819	19-CA	41919	40719A	40519	
	Rear						40511 <sup>1</sup>	
<b>Patriot</b>								
2014	Rear					40710		
2013-12	Driver's Side	21A	4821	21-CA	41921	40721	40521	
	Passenger's Side	21B	4821	21-CA	41921	40721	40521	
	Rear					40710		

1 Use Separate Enclosed Connector


			ICON	Evolution	Clear Advantage	Excel+	Micro Edge	Direct Connect	OE Style Blade
<b>Jeep (cont'd)</b>									
<b>Patriot (cont'd)</b>									
2011	Sport Utility	Driver's Side	21A	4821	21-CA	41921	40721	40521	
		Passenger's Side	21B	4821	21-CA	41921	40721	40521	
		Rear					40710		
2010-09		Driver's Side	21A	4821	21-CA	41921	40721	40521	
		Passenger's Side	21B	4821	21-CA	41921	40721	40521	
		Rear					40710		
2008-07		Driver's Side	21A	4821	21-CA	41921	40721	40521	
		Passenger's Side	21B	4821	21-CA	41921	40721	40521	
		Rear					40710		
<b>TJ</b>									
2006-97		Front	13A			41913	40713	40513	
		Rear		4818	18-CA	41918	40718A	40518	
<b>Wagoneer</b>									
1990-84		Front		4818		41918	40718A	40518	
		Rear				41913	40713	40513	
1983-78		Front				41916	40716A	40516	
		Rear				41913	40713	40513	
1977-75		Front				41916 <sup>1</sup>	40716A <sup>1</sup>	40516 <sup>1</sup>	
1974		Front				41916 <sup>1</sup>	40716A <sup>1</sup>	40516 <sup>1</sup>	
1973-72		Front					40715		
1970		Front					40715		
<b>Wrangler</b>									
2013-12		Front	15A	4816	15-CA	41915	40715	40515	
		Rear							H353
2011-07		Front	15A	4815	15-CA	41915	40715	40515	
		Rear							H353
2006-97		Front	13A			41913	40713	40513	
		Rear		4818	18-CA	41918	40718A	40518	
1995-88		Rear		4816		41916	40716A	40516	
<b>Kia</b>									
<b>Amanti</b>									
2009-04		Driver's Side	24A	4824	24-CA	41924	40724	40524	
		Passenger's Side	18A	4818	18-CA	41918	40718A	40518	
<b>Borrego</b>									
2010-09		Driver's Side	24A	4824	24-CA	41924	40724	40524	
		Passenger's Side	20A	4820	20-CA	41920	40720A	40520	
		Rear							H352
<b>Cadenza</b>									
2014		Driver's Side	26A	4826	26-CA	41926	40726	40526	
		Passenger's Side	18A	4818	18-CA	41918	40718A	40518	
<b>Forte</b>									
2014	Sedan	Driver's Side	28A		28-CA				
		Passenger's Side	13A		13-CA				
2013-11		Driver's Side	24A	4824	24-CA	41924	40724	40524	
		Passenger's Side	20B	4820	20-CA	41920	40720A	40520	
		Rear							H307
2010		Driver's Side	24A	4824	24-CA	41924	40724	40524	
		Passenger's Side	20B	4820	20-CA	41920	40720A	40520	
<b>Forte Koup</b>									
2014		Driver's Side	28A		28-CA				
		Passenger's Side	13A		13-CA				
2013-10		Driver's Side	24A	4824	24-CA	41924	40724	40524	
		Passenger's Side	20B	4820	20-CA	41920	40720A	40520	
<b>Forte5</b>									
2013-12		Driver's Side	24A	4824	24-CA	41924	40724	40524	
		Passenger's Side	20B	4820	20-CA	41920	40720A	40520	
		Rear							H307
<b>Magentis</b>									
2009-07		Driver's Side	24A	4824	24-CA	41924	40724	40524	
		Passenger's Side	18A	4818	18-CA	41918	40718A	40518	

1 Use Separate Enclosed Connector


		ICON	Evolution	Clear Advantage	Excel+	Micro Edge	Direct Connect	OE Style Blade
<b>Kia (cont'd)</b>								
<b>Optima</b>								
2014-07	Driver's Side	24A	4824	24-CA	41924	40724	40524	
	Passenger's Side	18A	4818	18-CA	41918	40718A	40518	
2006	Passenger's Side, Early	20A	4820	20-CA	41920	40720A	40520	
	Passenger's Side, Late	18A	4818	18-CA	41918	40718A	40518	
	Driver's Side	24A	4824	24-CA	41924	40724	40524	
2005-01	Driver's Side	22A	4822	22-CA	41922	40722A	40522	
	Passenger's Side	20B	4820	20-CA	41920	40720A	40520	
<b>Rio</b>								
2013	Driver's Side	26A	4826	26-CA	41926	40726	40526	
	Passenger's Side	16A	4816	16-CA	41916	40716A	40516	
	Hatchback Rear							H281
2012	Driver's Side	26A	4826	26-CA	41926	40726	40526	
	Passenger's Side	16A	4816	16-CA	41916	40716A	40516	
2011-06	Driver's Side	22A	4822	22-CA	41922	40722A	40522	
	Passenger's Side	16A	4816	16-CA	41916	40716A	40516	
2005-02	Driver's Side	21A	4821	21-CA	41921	40721	40521	
	Passenger's Side	18A	4818	18-CA	41918	40718A	40518	
	Wagon Rear				41913	40713	40513	
2001	Driver's Side	21A	4821	21-CA	41921	40721	40521	
	Passenger's Side	18A	4818	18-CA	41918	40718A	40518	
<b>Rio5</b>								
2012	Driver's Side	22A	4822	22-CA	41922	40722A	40522	
	Passenger's Side	16A	4816	16-CA	41916	40716A	40516	
	Rear							H281
2011-06	Driver's Side	22A	4822	22-CA	41922	40722A	40522	
	Passenger's Side	16A	4816	16-CA	41916	40716A	40516	
	Rear							H352
<b>Rondo</b>								
2012-10	Rear							H352
2009-07	Driver's Side		4826	26-CA	41926	40726	40526	
	Passenger's Side	16A	4816	16-CA	41916	40716A	40516	
	Rear							H352
<b>Sedona</b>								
2011-06	Driver's Side	26A	4826	26-CA	41926	40726	40526	
	Passenger's Side	18A	4818	18-CA	41918	40718A	40518	
2005-03	Front	24A	4824	24-CA	41924	40724	40524	
	Rear		4816	16-CA	41916	40716A	40516	
2002	Front	24A	4824	24-CA	41924	40724	40524	
	Rear		4818	18-CA	41918	40718A	40518	
<b>Sephia</b>								
2001-94	Driver's Side	21A	4821	21-CA	41921	40721	40521	
	Passenger's Side	19A	4819	19-CA	41919	40719A	40519	
<b>Sorento</b>								
2014-11	Driver's Side	24A	4824	24-CA	41924	40724	40524	
	Passenger's Side	20A	4820	20-CA	41920	40720A	40520	
	Rear							H281
2009-03	Driver's Side	24A	4824	24-CA	41924	40724	40524	
	Passenger's Side	18A	4818	18-CA	41918	40718A	40518	
	Rear				41913	40713	40513	
<b>Soul</b>								
2014-10	Driver's Side	24A	4824	24-CA	41924	40724	40524	
	Passenger's Side	20A	4820	20-CA	41920	40720A	40520	
	Rear							H281
<b>Spectra</b>								
2009-05	Driver's Side	24A	4824	24-CA	41924	40724	40524	
	Passenger's Side	16A	4816	16-CA	41916	40716A	40516	
2004	Driver's Side	21A	4821	21-CA	41921	40721	40521	
	Passenger's Side	19A	4819	19-CA	41919	40719A	40519	
	Hatchback Rear		4818	18-CA	41918	40718A	40518	
2003-00	Driver's Side	21A	4821	21-CA	41921	40721	40521	
	Passenger's Side	19A	4819	19-CA	41919	40719A	40519	
	Rear		4819	19-CA	41919	40719A	40519	


		ICON	Evolution	Clear Advantage	Excel+	Micro Edge	Direct Connect	OE Style Blade
<b>Kia (cont'd)</b>								
<b>Spectra5</b>								
2009-06	Driver's Side	24A	4824	24-CA	41924	40724	40524	
	Passenger's Side	16A	4816	16-CA	41916	40716A	40516	
	Rear							H352
2005	Driver's Side	24A						
	Passenger's Side	16A						
	Rear							
<b>Sportage</b>								
2013-11	Driver's Side	24A	4824	24-CA	41924	40724	40524	
	Passenger's Side	18A	4818	18-CA	41918	40718A	40518	
2010-05	Driver's Side	24A	4824	24-CA	41924	40724	40524	
	Passenger's Side	16A	4816	16-CA	41916	40716A	40516	
2002-99	Front	20A	4820	20-CA	41920	40720A	40520	
	Sport Utility Rear		4816	16-CA	41916	40716A	40516	
1998-95	Front	20A	4820	20-CA	41920	40720A	40520	
	Rear		4816	16-CA	41916	40716A	40516	
<b>Lada</b>								
<b>Samara</b>								
1993-88	Front							3397118401 <sup>2</sup>
<b>Land Rover</b>								
<b>Defender 90</b>								
1995-94	Front					40713		
<b>Defender 110</b>								
1993	Front					40713		
<b>Discovery</b>								
2004-00	Rear							H351
1999	Rear			13-CA	41913	40713	40513	
1998-94	Front	18A	4818	18-CA	41918	40718A	40518	
	Rear			13-CA	41913	40713	40513	
<b>Freelander</b>								
2005	Front							3397118401 <sup>2</sup>
	Driver's Side	22A	4822	22-CA	41922	40722A	40522	
	Passenger's Side	21A	4821	21-CA	41921	40721	40521	
2003-02	Driver's Side	22A	4822	22-CA	41922	40722A	40522	
	Passenger's Side	21A	4821	21-CA	41921	40721	40521	
<b>Land Rover</b>								
1974-69	Front					40710		
<b>LR2</b>								
2014-08	Driver's Side	24OE						
	Passenger's Side	19OE						
	Rear			13-CA	41913	40713	40513	
<b>LR3</b>								
2009-08	Driver's Side	22A	4822	22-CA	41922	40722A	40522	
	Passenger's Side	20A	4820	20-CA	41920	40720A	40520	
	Rear		4816	16-CA	41916	40716A	40516	
2007-06	Front	22A	4822	22-CA	41922	40722A	40522	
	Rear		4816	16-CA	41916	40716A	40516	
2005	Rear		4816	16-CA	41916	40716A	40516	
<b>LR4</b>								
2014-13	Driver's Side	22A	4822	22-CA	41922	40722A	40522	
	Passenger's Side	22B	4822	22-CA	41922	40722A	40522	
2012-10	Driver's Side	22A	4822	22-CA	41922	40722A	40522	
	Passenger's Side	22B	4822	22-CA	41922	40722A	40522	
	Rear		4816	16-CA	41916	40716A	40516	
<b>Range Rover</b>								
2013	Front							3397005808
	Rear		4818	18-CA	41918	40718A	40518	




		ICON	Evolution	Clear Advantage	Excel+	Micro Edge	Direct Connect	OE Style Blade
<b>Land Rover (cont'd)</b>								
<b>Range Rover (cont'd)</b>								
2012-06	Front							3397005808
	Driver's Side	22A	4822	22-CA	41922	40722A	40522	
	Passenger's Side	22B	4822	22-CA	41922	40722A	40522	
	Rear		4818	18-CA	41918	40718A	40518	
2005-02	Rear		4818	18-CA	41918	40718A	40518	
2001-96	Front		4822	22-CA	41922	40722A	40522	
	Rear		4819	19-CA	41919	40719A	40519	
1995	Rear		4819	19-CA	41919	40719A	40519	
1994-90	Front					40718A <sup>1</sup>		
1989-87	Front					40717A		
<b>Range Rover Sport</b>								
2013	Rear		4816	16-CA	41916	40716A	40516	
2012-06	Front							3397005808
	Driver's Side	22A	4822	22-CA	41922	40722A	40522	
	Passenger's Side	22B	4822	22-CA	41922	40722A	40522	
	Rear		4816	16-CA	41916	40716A	40516	
<b>Lexus</b>								
<b>CT200h</b>								
2014-11	Driver's Side		4826	26-CA	41926	40726	40526	
	Passenger's Side		4819	19-CA	41919	40719A	40519	
<b>ES250</b>								
1991-90	Driver's Side				41921 <sup>1</sup>			
	Passenger's Side				41919 <sup>1</sup>	40719A <sup>1</sup>	40519 <sup>1</sup>	
<b>ES300</b>								
2003-02	Driver's Side	24A	4824	24-CA	41924	40724	40524	
	Passenger's Side	20A	4820	20-CA	41920	40720A	40520	
2001-97	Driver's Side	22A	4822	22-CA	41922	40722A	40522	
	Passenger's Side	18A	4818	18-CA	41918	40718A	40518	
1996	Driver's Side		4821	21-CA	41921	40721	40521	
	Passenger's Side		4819	19-CA	41919	40719A	40519	
1995-94	Driver's Side		4821	21-CA	41921	40721	40521	
	Passenger's Side		4819	19-CA	41919	40719A	40519	
1993-92	Driver's Side		4821	21-CA	41921	40721	40521	
	Passenger's Side		4819	19-CA	41919	40719A	40519	
<b>ES300h</b>								
2014-13	Driver's Side	26A	4826	26-CA	41926	40726	40526	
	Passenger's Side	19B	4819	19-CA	41919	40719A	40519	
<b>ES330</b>								
2006-04	Driver's Side	24A	4824	24-CA	41924	40724	40524	
	Passenger's Side	20A	4820	20-CA	41920	40720A	40520	
<b>ES350</b>								
2014-13	Driver's Side	26A	4826	26-CA	41926	40726	40526	
	Passenger's Side	19B	4819	19-CA	41919	40719A	40519	
2012-07	Driver's Side	24A	4824	24-CA	41924	40724	40524	
	Passenger's Side	19B	4819	19-CA	41919	40719A	40519	
<b>GS Series</b>								
2011-06	Driver's Side	24A	4824	24-CA	41924	40724	40524	
	Passenger's Side	19A	4819	19-CA	41919	40719A	40519	
2005-98	Driver's Side	24A	4824	24-CA	41924	40724	40524	
	Passenger's Side	20A	4820	20-CA	41920	40720A	40520	
1997-93	Driver's Side	21A	4821	21-CA	41921	40721	40521	
	Passenger's Side	19A	4819	19-CA	41919	40719A	40519	
<b>GX460</b>								
2013-10	Driver's Side		4826	26-CA	41926	40726	40526	
	Passenger's Side		4820	20-CA	41920	40720A	40520	
	Rear							H307
<b>GX470</b>								
2009-03	Driver's Side	22A	4822	22-CA	41922	40722A	40522	
	Passenger's Side	21A	4821	21-CA	41921	40721	40521	
	Rear							H409

1 Use Separate Enclosed Connector


			ICON	Evolution	Clear Advantage	Excel+	Micro Edge	Direct Connect	OE Style Blade
<b>Lexus (cont'd)</b>									
<b>HS250h</b>									
2012-10	Driver's Side		26A	4826	26-CA	41926	40726	40526	
	Passenger's Side		18A	4818	18-CA	41918	40718A	40518	
<b>IS F</b>									
2013-08	Driver's Side		22A	4822	22-CA	41922	40722A	40522	
	Passenger's Side		20B	4820	20-CA	41920	40720A	40520	
<b>IS Series</b>									
2014	Sedan	Driver's Side	22A	4822	22-CA	41922	40722A	40522	
		Passenger's Side	20B	4820	20-CA	41920	40720A	40520	
2013-01		Driver's Side	22A	4822	22-CA	41922	40722A	40522	
		Passenger's Side	20B	4820	20-CA	41920	40720A	40520	
<b>LS400</b>									
2000-90	Driver's Side		22A	4822	22-CA	41922	40722A	40522	
	Passenger's Side		16A	4816	16-CA	41916	40716A	40516	
<b>LS430</b>									
2006-01	Driver's Side		24A	4824	24-CA	41924	40724	40524	
	Passenger's Side		16A	4816	16-CA	41916	40716A	40516	
<b>LS460</b>									
2014-08	Driver's Side			4824	24-CA	41924	40724	40524	
	Passenger's Side			4817	17-CA	41917	40717A	40517	
<b>LS600h</b>									
2012-08	Driver's Side			4824	24-CA	41924	40724		
	Passenger's Side			4817	17-CA	41917	40717A		
<b>LX450</b>									
1997-96	Front		18A	4818	18-CA	41918	40718A	40518	
	Rear			4816	16-CA	41916	40716A	40516	
<b>LX470</b>									
2007-00	Driver's Side		24A	4824	24-CA	41924	40724	40524	
	Passenger's Side		22B	4822	22-CA	41922	40722A	40522	
	Rear			4816	16-CA	41916	40716A	40516	
1999-98	Front		20A	4820	20-CA	41920	40720A	40520	
	Rear			4816	16-CA	41916	40716A	40516	
<b>LX570</b>									
2013	Driver's Side		24A	4824	24-CA	41924	40724	40524	
	Passenger's Side		22A	4822	22-CA	41922	40722A	40522	
	Rear								H307
2011-08	Driver's Side		24A	4824	24-CA	41924	40724	40524	
	Passenger's Side		22A	4822	22-CA	41922	40722A	40522	
	Rear								H307
<b>RX300</b>									
2003-99	Driver's Side		24A	4824	24-CA	41924	40724	40524	
	Passenger's Side		21A	4821	21-CA	41921	40721	40521	
	Rear			4816	16-CA	41916	40716A	40516	
<b>RX330</b>									
2006-04	Driver's Side		26A	4826	26-CA	41926	40726	40526	
	Passenger's Side		22B	4822	22-CA	41922	40722A	40522	
	Rear								H352
<b>RX350</b>									
2013	Driver's Side		26A						
	Passenger's Side		22B						
	Rear								H409
2012-10	Driver's Side		26A	4826	26-CA	41926	40726	40526	
	Passenger's Side		22B	4822	22-CA	41922	40722A	40522	
	Rear								H409
2009-07	Driver's Side		26A	4826	26-CA	41926	40726	40526	
	Passenger's Side		22B	4822	22-CA	41922	40722A	40522	
	Rear								H352
<b>RX400h</b>									
2008-06	Driver's Side		26A	4826	26-CA	41926	40726	40526	
	Passenger's Side		22B	4822	22-CA	41922	40722A	40522	
	Rear								H352

		ICON	Evolution	Clear Advantage	Excel+	Micro Edge	Direct Connect	OE Style Blade
<b>Lexus (cont'd)</b>								
<b>RX450h</b>								
2013	Rear							H409
2012-10	Driver's Side	26A	4826	26-CA	41926	40726	40526	
	Passenger's Side	22B	4822	22-CA	41922	40722A	40522	
	Rear							H409
<b>SC300</b>								
2000-96	Driver's Side		4821		41921	40721		
	Passenger's Side		4820		41920	40720A		
1995-92	Driver's Side		4821	21-CA	41921	40721	40521	
	Passenger's Side		4820	20-CA	41920	40720A	40520	
<b>SC400</b>								
2000-92	Driver's Side		4821	21-CA	41921	40721	40521	
	Passenger's Side		4820	20-CA	41920	40720A	40520	
<b>SC430</b>								
2010-02	Driver's Side	24A	4824	24-CA	41924	40724	40524	
	Passenger's Side	20B	4820	20-CA	41920	40720A	40520	
<b>Lincoln</b>								
<b>Aviator</b>								
2005	Front	20A	4820	20-CA	41920	40720A	40520	
	Rear		4816	16-CA	41916	40716A	40516	
2004-03	Front	22A	4822	22-CA	41922	40722A	40522	
	Rear		4816	16-CA	41916	40716A	40516	
<b>Blackwood</b>								
2002	Driver's Side	20A	4820	20-CA	41920	40720A	40520	
	Passenger's Side	20B	4820	20-CA	41920	40720A	40520	
	Rear		4816	16-CA	41916	40716A	40516	
<b>Continental</b>								
2002-99	Driver's Side	24A	4824	24-CA	41924	40724	40524	
	Passenger's Side	20A	4820	20-CA	41920	40720A	40520	
1998-95	Front	20A	4820	20-CA	41920	40720A	40520	
1994	Front	20A	4820	20-CA		40720A		
1993-92	Front		4820	20-CA		40720A		
1991	Front					40720A		
1990-88	Front		4820		41920 <sup>1</sup>	40720A <sup>1</sup>	40520 <sup>1</sup>	
1983	Front		4818		41918	40718A	40518	
1980-70	Front		4818		41918	40718A	40518	
<b>LS</b>								
2006-00	Driver's Side	24A	4824	24-CA	41924	40724	40524	
	Passenger's Side	19A	4819	19-CA	41919	40719A	40519	
<b>Mark III</b>								
1971-70	Front		4818		41918	40718A	40518	
<b>Mark IV</b>								
1976-72	Front		4818		41918	40718A	40518	
<b>Mark LT</b>								
2008-06	Driver's Side	20A	4820	20-CA	41920	40720A	40520	
	Passenger's Side	20B	4820	20-CA	41920	40720A	40520	
<b>Mark V</b>								
1979-77	Front		4818		41918	40718A	40518	
<b>Mark VI</b>								
1983-80	Front		4818		41918	40718A	40518	
<b>Mark VII</b>								
1992-84	Front		4818		41918	40718A	40518	
<b>Mark VIII</b>								
1998-97	Front	22A	4822	22-CA	41922	40722A	40522	
1996-95 Sedan	Front	22A	4822	22-CA	41922	40722A	40522	
1994-93	Front	22A	4822	22-CA	41922	40722A	40522	
<b>MKS</b>								
2014-09	Driver's Side	26OE	4843					
	Passenger's Side	20OE	4839					


1 Use Separate Enclosed Connector

		ICON	Evolution	Clear Advantage	Excel+	Micro Edge	Direct Connect	OE Style Blade
								
<b>Lincoln (cont'd)</b>								
<b>MKT</b>								
2014	Rear							H300
2013-10	Driver's Side	24OE	4842	24OE-CA				
	Passenger's Side	22OE	4841	22OE-CA				
	Rear							H300
<b>MKX</b>								
2014-07	Driver's Side	26A	4826	26-CA	41926	40726	40526	
	Passenger's Side	20B	4820	20-CA	41920	40720A	40520	
	Rear							H353
<b>MKZ</b>								
2012-07	Driver's Side	24A	4824	24-CA	41924	40724	40524	
	Passenger's Side	19B	4819	19-CA	41919	40719A	40519	
<b>Navigator</b>								
2014-09	Driver's Side	22A	4822	22-CA	41922	40722A	40522	
	Passenger's Side	22B	4822	22-CA	41922	40722A	40522	
2008	Driver's Side	22A	4822	22-CA	41922	40722A	40522	
	Passenger's Side	22B	4822	22-CA	41922	40722A	40522	
	Rear		4816	16-CA	41916	40716A	40516	
2007-03	Driver's Side	20A	4820	20-CA	41920	40720A	40520	
	Passenger's Side	20B	4820	20-CA	41920	40720A	40520	
	Rear		4817	17-CA	41917	40717A	40517	
2002-99	Driver's Side	20A	4820	20-CA	41920	40720A	40520	
	Passenger's Side	20B	4820	20-CA	41920	40720A	40520	
	Rear		4816	16-CA	41916	40716A	40516	
1998	Driver's Side	20A	4820	20-CA	41920	40720A	40520	
	Passenger's Side	20B	4820	20-CA	41920	40720A	40520	
	Rear		4816	16-CA	41916	40716A	40516	
<b>Town Car</b>								
2009-94	Front	22A	4822	22-CA	41922	40722A	40522	
1993-90	Front		4822	22-CA	41922	40722A	40522	
1989-81	Front		4818		41918	40718A	40518	
<b>Versailles</b>								
1980-77	Front		4816	16-CA	41916	40716A	40516	
<b>Zephyr</b>								
2006	Driver's Side	24A	4824	24-CA	41924	40724	40524	
	Passenger's Side	19B	4819	19-CA	41919	40719A	40519	
<b>Maserati</b>								
<b>Bora</b>								
1979-71	Front							3397118506 <sup>2</sup>
<b>Indy</b>								
1974	Front							3397118506 <sup>2</sup>
<b>Khamsin</b>								
1979-74	Front							3397118506 <sup>2</sup>
<b>Merak</b>								
1982-74	Front							3397118506 <sup>2</sup>
<b>Maybach</b>								
<b>57</b>								
2004-03	Front							3397118946 <sup>2</sup>
<b>62</b>								
2004-03	Front							3397118946 <sup>2</sup>
<b>Mazda</b>								
<b>B1600</b>								
1976-72	Front				41913 <sup>1</sup>	40713 <sup>1</sup>	40513 <sup>1</sup>	
<b>B1800</b>								
1978-77	Front				41913 <sup>1</sup>	40713 <sup>1</sup>	40513 <sup>1</sup>	


1 Use Separate Enclosed Connector  
2 Set


		ICON	Evolution	Clear Advantage	Excel+	Micro Edge	Direct Connect	OE Style Blade
<b>Mazda (cont'd)</b>								
<b>B2000</b>								
1987	Driver's Side	18A	4818	18-CA	41918	40718A	40518	
	Passenger's Side	18B	4818	18-CA	41918	40718A	40518	
1986	Front		4817		41917 <sup>1</sup>	40717A <sup>1</sup>	40517 <sup>1</sup>	
1984-79	Front				41913 <sup>1</sup>	40713 <sup>1</sup>	40513 <sup>1</sup>	
<b>B2200</b>								
1993-87	Driver's Side	18A	4818	18-CA	41918	40718A	40518	
	Passenger's Side	18B	4818	18-CA	41918	40718A	40518	
1984-82	Front				41913 <sup>1</sup>	40713 <sup>1</sup>	40513 <sup>1</sup>	
<b>B2300</b>								
2010-01	Driver's Side	18A	4818	18-CA	41918	40718A	40518	
	Passenger's Side	18B	4818	18-CA	41918	40718A	40518	
1997-94	Driver's Side	18A	4818	18-CA	41918	40718A	40518	
	Passenger's Side	18B	4818	18-CA	41918	40718A	40518	
<b>B2500</b>								
2001-98	Driver's Side	18A	4818	18-CA	41918	40718A	40518	
	Passenger's Side	18B	4818	18-CA	41918	40718A	40518	
<b>B2600</b>								
1993-87	Driver's Side	18A	4818	18-CA	41918	40718A	40518	
	Passenger's Side	18B	4818	18-CA	41918	40718A	40518	
<b>B3000</b>								
2008-94	Driver's Side	18A	4818	18-CA	41918	40718A	40518	
	Passenger's Side	18B	4818	18-CA	41918	40718A	40518	
<b>B4000</b>								
2010-94	Driver's Side	18A	4818	18-CA	41918	40718A	40518	
	Passenger's Side	18B	4818	18-CA	41918	40718A	40518	
<b>Cosmo</b>								
1978-76	Front				41917	40717A	40517	
<b>CX-5</b>								
2014-13	Driver's Side	24A	4824	24-CA	41924	40724	40524	
	Passenger's Side	18B	4818	18-CA	41918	40718A	40518	
	Rear							H352
<b>CX-7</b>								
2012-07	Driver's Side	26A	4826	26-CA	41926	40726	40526	
	Passenger's Side	16A	4816	16-CA	41916	40716A	40516	
	Rear							H352
<b>CX-9</b>								
2014-07	Driver's Side	26A	4826	26-CA	41926	40726	40526	
	Passenger's Side	17A	4817	17-CA	41917	40717A	40517	
	Rear							H352
<b>GLC</b>								
1985-84	Front				41917 <sup>1</sup>	40717A <sup>1</sup>	40517 <sup>1</sup>	
	Hatchback Rear				41915	40715	40515	
1983-81	Front				41915 <sup>1</sup>			
	Hatchback Rear				41913			
	Wagon Front					40715 <sup>1</sup>	40515 <sup>1</sup>	
	Rear				41913	40713	40513	
1980-77	Front				41915 <sup>1</sup>	40715 <sup>1</sup>	40515 <sup>1</sup>	
	Rear				41913	40713	40513	
<b>Miata</b>								
2005-99	Front	18A	4818	18-CA	41918	40718A	40518	
1997-95	Front	18A	4818	18-CA	41918	40718A	40518	
1994-90	Front		4818	18-CA	41918	40718A	40518	
<b>Millenia</b>								
2002-95	Driver's Side	21A	4821	21-CA	41921	40721	40521	
	Passenger's Side	20A	4820	20-CA	41920	40720A	40520	
<b>Mizer</b>								
1977-76	Front				41915	40715	40515	
<b>MPV</b>								
2006-00	Front	24A	4824	24-CA	41924	40724	40524	
	Rear		4816	16-CA	41916	40716A	40516	

1 Use Separate Enclosed Connector

		ICON	Evolution	Clear Advantage	Excel+	Micro Edge	Direct Connect	OE Style Blade
<b>Mazda (cont'd)</b>								
<b>MPV (cont'd)</b>								
1998-89	Driver's Side	22A	4822	22-CA	41922	40722A	40522	
	Passenger's Side	20A	4820	20-CA	41920	40720A	40520	
	Rear		4816	16-CA	41916	40716A	40516	
<b>MX-3</b>								
1996-92	Driver's Side	21A	4821	21-CA	41921	40721	40521	
	Passenger's Side	18A	4818	18-CA	41918	40718A	40518	
	Rear		4821	21-CA	41921	40721	40521	
<b>MX-5 Miata</b>								
2014-06	Driver's Side	18A	4818	18-CA	41918	40718A	40518	
	Passenger's Side	18B	4818	18-CA	41918	40718A	40518	
<b>MX-6</b>								
1997-93	Front	20A	4820	20-CA	41920	40720A	40520	
1992-88	Front	19A	4819	19-CA	41919	40719A	40519	
<b>Navajo</b>								
1994-91	Front	18A	4818	18-CA	41918	40718A	40518	
	Rear				41913	40713	40513	
<b>Protege</b>								
2003-99	Driver's Side	21A	4821	21-CA	41921	40721	40521	
	Passenger's Side	19B	4819	19-CA	41919	40719A	40519	
1998-90	Driver's Side	21A	4821	21-CA	41921	40721	40521	
	Passenger's Side	18A	4818	18-CA	41918	40718A	40518	
<b>Protege5</b>								
2003-02	Driver's Side	21A	4821	21-CA	41921	40721	40521	
	Passenger's Side	19B	4819	19-CA	41919	40719A	40519	
	Rear			13-CA	41913	40713	40513	
<b>Rotary Pickup</b>								
1977-74	Front				41913 <sup>1</sup>	40713 <sup>1</sup>	40513 <sup>1</sup>	
<b>RX-2</b>								
1974-72	Front				41915	40715	40515	
<b>RX-3</b>								
1978-74	Front				41915	40715	40515	
1973-72	Front					40715		
<b>RX-4</b>								
1978-74	Front				41917	40717A	40517	
<b>RX-7</b>								
1995-93	Front	20A	4820	20-CA	41920	40720A	40520	
	Rear		4818	18-CA	41918	40718A	40518	
1991-88	Front	20A	4820	20-CA	41920	40720A	40520	
	Coupe Rear		4822	22-CA	41922	40722A	40522	
1987-86	Front	20A	4820	20-CA	41920	40720A	40520	
	Rear		4822	22-CA	41922	40722A	40522	
1985-79	Front		4817		41917 <sup>1</sup>	40717A <sup>1</sup>	40517 <sup>1</sup>	
	Rear		4817		41917 <sup>1</sup>	40717A <sup>1</sup>	40517 <sup>1</sup>	
<b>RX-8</b>								
2011-04	Driver's Side	20A	4820	20-CA	41920	40720A	40520	
	Passenger's Side	18B	4818	18-CA	41918	40718A	40518	
<b>Tribute</b>								
2011-10	Front	200E						3397118922 <sup>2</sup>
	Rear							H300
2009-08	Front	200E						3397118922 <sup>2</sup>
	Rear							H300
2006-05	Driver's Side	20A	4820	20-CA	41920	40720A	40520	
	Passenger's Side	18A	4818	18-CA	41918	40718A	40518	
	Rear					40710		
2004-01	Front	19A	4819	19-CA	41919	40719A	40519	
	Rear					40710		
<b>2</b>								
2014-13	Rear							H354
2012-11	Driver's Side	24A	4824	24-CA	41924	40724	40524	
	Passenger's Side	16A	4816	16-CA	41916	40716A	40516	
	Rear							H354

1 Use Separate Enclosed Connector  
2 Set

		ICON	Evolution	Clear Advantage	Excel+	Micro Edge	Direct Connect	OE Style Blade
<b>Mazda (cont'd)</b>								
<b>3</b>								
2014	Driver's Side	24A	4824	24-CA	41924	40724	40524	
	Passenger's Side	18A	4818	18-CA	41918	40718A	40518	
2013	Driver's Side	24A	4824	24-CA	41924	40724	40524	
	Passenger's Side	19B	4819	19-CA	41919	40719A	40519	
2012	Hatchback Rear							H352
	Driver's Side	24A	4824	24-CA	41924	40724	40524	
	Passenger's Side	19B	4819	19-CA	41919	40719A	40519	
2011-10	Rear							H352
	Driver's Side	24A	4824	24-CA	41924	40724	40524	
	Passenger's Side	19B	4819	19-CA	41919	40719A	40519	
2009-04	Hatchback Rear							H352
	Driver's Side	21A	4821	21-CA	41921	40721	40521	
	Passenger's Side	19B	4819	19-CA	41919	40719A	40519	
	Hatchback Rear							H351
<b>3 Sport</b>								
2013-12	Driver's Side	24A	4824	24-CA	41924	40724	40524	
	Passenger's Side	19B	4819	19-CA	41919	40719A	40519	
	Rear							H352
2010	Driver's Side	24A	4824	24-CA	41924	40724	40524	
	Passenger's Side	19B	4819	19-CA	41919	40719A	40519	
<b>5</b>								
2014	Driver's Side	26A	4826	26-CA	41926	40726	40526	
	Passenger's Side	16A	4816	16-CA	41916	40716A	40516	
2013-12	Driver's Side	26A	4826	26-CA	41926	40726	40526	
	Passenger's Side	16A	4816	16-CA	41916	40716A	40516	
	Rear							H307
2010-06	Driver's Side	26A	4826	26-CA	41926	40726	40526	
	Passenger's Side	16A	4816	16-CA	41916	40716A	40516	
	Rear							H307
<b>6</b>								
2014-09	Driver's Side	24A	4824	24-CA	41924	40724	40524	
	Passenger's Side	18B	4818	18-CA	41918	40718A	40518	
2008	Driver's Side	22A	4822	22-CA	41922	40722A	40522	
	Passenger's Side	18A	4818	18-CA	41918	40718A	40518	
2007-04	Hatchback Rear			20-CA	41920	40720A	40520	
	Driver's Side	22A	4822	22-CA	41922	40722A	40522	
	Passenger's Side	18A	4818	18-CA	41918	40718A	40518	
2003	Hatchback Rear		4820	20-CA	41920	40720A	40520	H307
	Wagon Rear		4820	20-CA	41920	40720A	40520	
2003	Driver's Side	22A	4822	22-CA	41922	40722A	40522	
	Passenger's Side	18A	4818	18-CA	41918	40718A	40518	
<b>323</b>								
1994-93	Driver's Side	21A	4820	20-CA	41920	40720A	40520	
	Passenger's Side	18A	4818	18-CA	41918	40718A	40518	
1992	Driver's Side					40720A		
	Passenger's Side					40718A		
1991-90	Driver's Side	21A	4820	20-CA	41920	40720A	40520	
	Passenger's Side	18A	4818	18-CA	41918	40718A	40518	
1989-87	Front	18A	4818		41918	40718A	40518	
	Rear		4818		41918	40718A	40518	
	Sedan Front			18-CA				
1986	Wagon Front			18-CA				
	Rear			18-CA				
	Front		4818		41918			
1986	Rear				41918			
	Sedan Front			18-CA		40718A	40518	
<b>626</b>								
2002-98	Driver's Side	20A	4820	20-CA	41920	40720A	40520	
	Passenger's Side	19B	4819	19-CA	41919	40719A	40519	
1997-93	Driver's Side	21A	4821	21-CA	41921	40721	40521	
	Passenger's Side	20A	4820	20-CA	41920	40720A	40520	
1992	Front	18A	4819	19-CA	41919	40719A	40519	


		ICON	Evolution	Clear Advantage	Excel+	Micro Edge	Direct Connect	OE Style Blade
<b>Mazda (cont'd)</b>								
<b>626 (cont'd)</b>								
1991-88	Front	<b>18A</b>	<b>4819</b>	<b>19-CA</b>	<b>41919</b>	<b>40719A</b>	<b>40519</b>	
	Hatchback Rear		<b>4822</b>	<b>22-CA</b>	<b>41922</b>	<b>40722A</b>	<b>40522</b>	
1987-86	Front		<b>4818</b>		<b>41918</b>	<b>40718A</b>	<b>40518</b>	
	Rear		<b>4818</b>		<b>41918</b>	<b>40718A</b>	<b>40518</b>	
	Hatchback Rear			<b>18-CA</b>				
1985-79	Front		<b>4817</b>		<b>41917<sup>1</sup></b>	<b>40717A<sup>1</sup></b>	<b>40517<sup>1</sup></b>	
<b>808</b>								
1977-72	Front				<b>41915</b>	<b>40715</b>	<b>40515</b>	
<b>929</b>								
1995-92	Driver's Side	<b>21A</b>	<b>4821</b>	<b>21-CA</b>	<b>41921</b>	<b>40721</b>	<b>40521</b>	
	Passenger's Side	<b>20A</b>	<b>4820</b>	<b>20-CA</b>	<b>41920</b>	<b>40720A</b>	<b>40520</b>	
1991-90	Driver's Side	<b>20A</b>	<b>4820</b>	<b>20-CA</b>	<b>41920</b>	<b>40720A</b>	<b>40520</b>	
	Passenger's Side	<b>19A</b>	<b>4819</b>	<b>19-CA</b>	<b>41919</b>	<b>40719A</b>	<b>40519</b>	
1989	Driver's Side	<b>20A</b>	<b>4820</b>	<b>20-CA</b>	<b>41920</b>	<b>40720A</b>	<b>40520</b>	
	Passenger's Side	<b>19A</b>	<b>4819</b>	<b>19-CA</b>	<b>41919</b>	<b>40719A</b>	<b>40519</b>	
1988	Driver's Side	<b>20A</b>	<b>4820</b>	<b>20-CA</b>	<b>41920</b>	<b>40720A</b>	<b>40520</b>	
	Passenger's Side	<b>19A</b>	<b>4819</b>	<b>19-CA</b>	<b>41919</b>	<b>40719A</b>	<b>40519</b>	
<b>Mercedes-Benz</b>								
<b>B200</b>								
2008-06	Driver's Side	<b>240E</b>						
	Passenger's Side	<b>220E</b>						
<b>C Class</b>								
2013	Front	<b>240E</b>						<b>3397118938<sup>2</sup></b>
2012	Front	<b>240E</b>						<b>3397118938<sup>2</sup></b>
	Sedan Front	<b>240E</b>						
2011-10	Front	<b>240E</b>						<b>3397118938<sup>2</sup></b>
2008	Front							<b>3397009053<sup>2</sup></b>
2007-04	Front							<b>3397118933<sup>2</sup></b>
2003	Front							<b>3397001802<sup>2,9</sup></b>
	Coupe Front							<b>3397001802<sup>2,9</sup></b>
	Sedan Front							<b>3397118933<sup>2</sup></b>
	Wagon Rear		<b>4816</b>	<b>16-CA</b>	<b>41916</b>	<b>40716A</b>	<b>40516</b>	
2002	Front							<b>3397001802<sup>2,9</sup></b>
	Wagon Rear		<b>4816</b>	<b>16-CA</b>	<b>41916</b>	<b>40716A</b>	<b>40516</b>	
2001	Front							<b>3397001802<sup>2,9</sup></b>
2000-94	Front	<b>24A</b>	<b>4824</b>	<b>24-CA</b>	<b>41924</b>	<b>40724</b>	<b>40524</b>	<b>3397012091</b>
<b>CLK Class</b>								
2009	Front							<b>3397118933<sup>2</sup></b>
	Convertible Front							<b>3397118933<sup>2</sup></b>
2008-04	Front							<b>3397118933<sup>2</sup></b>
2003	Front	<b>24A</b>	<b>4824</b>	<b>24-CA</b>	<b>41924</b>	<b>40724</b>	<b>40524</b>	<b>3397012091</b>
	Convertible Front	<b>24A</b>	<b>4824</b>	<b>24-CA</b>	<b>41924</b>	<b>40724</b>	<b>40524</b>	<b>3397012091</b>
	Coupe Front	<b>24A</b>	<b>4824</b>	<b>24-CA</b>	<b>41924</b>	<b>40724</b>	<b>40524</b>	<b>3397012091</b>
2002-00	Front	<b>24A</b>	<b>4824</b>	<b>24-CA</b>	<b>41924</b>	<b>40724</b>	<b>40524</b>	<b>3397012091</b>
1999	Front	<b>24A</b>	<b>4824</b>	<b>24-CA</b>	<b>41924</b>	<b>40724</b>	<b>40524</b>	<b>3397012091</b>
	Coupe Front	<b>24A</b>	<b>4824</b>	<b>24-CA</b>	<b>41924</b>	<b>40724</b>	<b>40524</b>	<b>3397012091</b>
1998	Coupe Front	<b>24A</b>	<b>4824</b>	<b>24-CA</b>	<b>41924</b>	<b>40724</b>	<b>40524</b>	<b>3397012091</b>
<b>CLS55 AMG</b>								
2006	Front	<b>260E</b>	<b>4826<sup>1</sup></b>	<b>26-CA<sup>1</sup></b>				<b>3397118948<sup>2</sup></b>
<b>CLS63 AMG</b>								
2011-07	Front	<b>260E</b>	<b>4826<sup>1</sup></b>	<b>26-CA<sup>1</sup></b>				<b>3397118948<sup>2</sup></b>
<b>CLS500</b>								
2006	Front	<b>260E</b>	<b>4826<sup>1</sup></b>	<b>26-CA<sup>1</sup></b>				<b>3397118948<sup>2</sup></b>
<b>CLS550</b>								
2010-07	Front	<b>260E</b>	<b>4826<sup>1</sup></b>	<b>26-CA<sup>1</sup></b>				<b>3397118948<sup>2</sup></b>
<b>CL55 AMG</b>								
2006-01	Front	<b>280E</b>						
<b>CL63 AMG</b>								
2010-08	Front							<b>3397118946<sup>2</sup></b>

1 Use Separate Enclosed Connector  
2 Set  
9 Passenger side, curved





		ICON	Evolution	Clear Advantage	Excel+	Micro Edge	Direct Connect	OE Style Blade
<b>Mercedes-Benz (cont'd)</b>								
<b>CL65 AMG</b>								
2010-08	Front							3397118946 <sup>2</sup>
2006-05	Front	28OE						
<b>CL500</b>								
2006-00	Front	28OE						
1999-98	Front							3397001359 <sup>2</sup>
<b>CL550</b>								
2010-07	Front							3397118946 <sup>2</sup>
<b>CL600</b>								
2010-07	Front							3397118946 <sup>2</sup>
2006-01	Front	28OE						
1999-98	Front							3397001359 <sup>2</sup>
<b>E Class</b>								
2013	Front							3397118938 <sup>2</sup>
	Sedan Front							3397118938 <sup>2</sup>
2012	Front							3397118938 <sup>2</sup>
	Sedan Front							3397118938 <sup>2</sup>
	Wagon Rear							H301
2011	Front	24OE						3397118938 <sup>2</sup>
	Coupe Rear							H301
	Sedan Front	24OE						
	Wagon Rear							H301
2010	Front	24OE						3397118938 <sup>2</sup>
	Coupe Rear							H301
	Sedan Front	24OE						
2008	Front	26OE	4826 <sup>1</sup>	26-CA <sup>1</sup>				3397118948 <sup>2</sup>
2007-06	Front	26OE	4826 <sup>1</sup>	26-CA <sup>1</sup>				3397118948 <sup>2</sup>
	Wagon Rear		4817	17-CA	41917	40717A	40517	
2005-04	Front	26OE	4826 <sup>1</sup>	26-CA <sup>1</sup>				3397118948 <sup>2</sup>
	Wagon Rear		4817	17-CA	40517	40717A	40517	
2003	Front	26OE	4826 <sup>1</sup>	26-CA <sup>1</sup>				3397118948 <sup>2</sup>
2002-98	Front							3397012455
	Wagon Rear		4816	16-CA	41916	40716A	40516	
1997-96	Front							3397012455
1995-94	Front	24A	4824	24-CA	41924	40724	40524	3397012091
	Coupe Rear		4818	18-CA	41918	40718A	40518	
	Wagon Rear		4818	18-CA	41918	40718A	40518	
<b>G Class</b>								
2014	Rear			15-CA	41915	40715	40515	
2013-12	Front	16A	4816	16-CA	41916	40716A	40516	
	Rear			15-CA	41915	40715	40515	
2011-02	Front	16A	4816	16-CA	41916	40716A	40516	3397118611 <sup>2</sup>
	Rear			15-CA	41915	40715	40515	
<b>GL Class</b>								
2013	Front							3397007093 <sup>2</sup>
	Driver's Side	28OE	4844					
	Passenger's Side	21OE	4840					
2012-08	Front							3397007093 <sup>2</sup>
	Driver's Side	28OE	4844					
	Passenger's Side	21OE	4840					
	Rear							H301
2007	Front					40716A		
	Driver's Side	28OE	4844					
	Passenger's Side	21OE	4840					
	Rear					40715		H301
<b>GLK350</b>								
2014	Rear							H301
2013-10	Driver's Side		4822	22-CA				
	Passenger's Side		4819	19-CA				
	Rear							H301


1 Use Separate Enclosed Connector  
2 Set

		ICON	Evolution	Clear Advantage	Excel+	Micro Edge	Direct Connect	OE Style Blade
<b>Mercedes-Benz (cont'd)</b>								
<b>M Class</b>								
2013-12	Driver's Side	28OE						
	Passenger's Side	21OE						
	Rear							H301
2011-07	Front							3397007093 <sup>2</sup>
	Driver's Side	28OE	4844					
	Passenger's Side	21OE	4840					
	Rear							H301
2006	Front							3397118421 <sup>2</sup>
	Rear							H353
2005-98	Front	22A	4822	22-CA	41922	40722A	40522	3397118421 <sup>2</sup>
	Rear		4817	17-CA	41917	40717A	40517	
<b>R Class</b>								
2013	Driver's Side	28OE						
	Passenger's Side	21OE						
	Rear							H301
2012	Driver's Side	28OE	4844					
	Passenger's Side	21OE	4840					
	Rear							H301
2011-07	Front							3397007093 <sup>2</sup>
	Driver's Side	28OE	4844					
	Passenger's Side	21OE	4840					
	Rear							H301
2006	Front							3397007093 <sup>2</sup>
	Driver's Side	28OE	4844					
	Passenger's Side	21OE	4840					
	Rear							H353
<b>SL Class</b>								
2013	Front	26OE <sup>1</sup>	4826 <sup>1</sup>					
2012	Front	26OE	4826 <sup>1</sup>					3397118948 <sup>2</sup>
2011-02	Front	26OE	4826 <sup>1</sup>	26-CA <sup>1</sup>				3397118948 <sup>2</sup>
2001-94	Front							3397018300
<b>SLK Class</b>								
2012-05	Front	22OE	4841	22OE-CA				
2004-98	Front		4822	22-CA	41922	40722A	40522	3397118421 <sup>2</sup>
	Driver's Side	22A						
	Passenger's Side	22B						
<b>SLR McLaren</b>								
2009-07	Front							3397118948 <sup>2</sup>
2006	Front		4841	22OE-CA				443 <sup>2</sup>
<b>S55 AMG</b>								
2006-01	Front							3397118946 <sup>2</sup>
<b>S63 AMG</b>								
2013-08	Front							3397118946 <sup>2</sup>
<b>S65 AMG</b>								
2013-06	Front							3397118946 <sup>2</sup>
<b>S320</b>								
1999	Front							3397005046 <sup>2</sup>
1998-95	Front							3397001359 <sup>2</sup>
<b>S350</b>								
2012	Front							3397118946 <sup>2</sup>
2006	Front							3397118946 <sup>2</sup>
1995-94	Front							3397001359 <sup>2</sup>
<b>S400</b>								
2013-10	Front							3397118946 <sup>2</sup>
<b>S420</b>								
1999	Front							3397005046 <sup>2</sup>
1998-94	Front							3397001359 <sup>2</sup>
<b>S430</b>								
2006-01	Front							3397118946 <sup>2</sup>
2000	Front							3397005046 <sup>2</sup>


1 Use Separate Enclosed Connector  
2 Set

		ICON	Evolution	Clear Advantage	Excel+	Micro Edge	Direct Connect	OE Style Blade
<b>Mercedes-Benz (cont'd)</b>								
<b>S500</b>								
2006-01	Front							3397118946 <sup>2</sup>
2000-99	Front							3397005046 <sup>2</sup>
1998-94	Front							3397001359 <sup>2</sup>
<b>S550</b>								
2013-07	Front							3397118946 <sup>2</sup>
<b>S600</b>								
2013-03	Front							3397118946 <sup>2</sup>
1999	Front							3397005046 <sup>2</sup>
1998-94	Front							3397001359 <sup>2</sup>
<b>190D</b>								
1989-88	Front							3397018300
1987	Center							3397002937
1986	Center							3397002937
	Front	20A						
1985	Center							3397002937
	Front	20A	4820	20-CA	41920	40720A	40520	
1984	Front	20A	4820	20-CA	41920	40720A	40520	
<b>190E</b>								
1993-88	Front							3397018300
1987	Center							3397002937
1986	Center							3397002937
	Front	20A						
1985	Center							3397002937
	Front	20A	4820	20-CA	41920	40720A	40520	
1984	Front	20A	4820	20-CA	41920	40720A	40520	
<b>230</b>								
1978-77	Front	20A	4820	20-CA	41920	40720A	40520	
1976-74	Front	16A	4816	16-CA	41916	40716A	40516	
1969-68	Front					40716A		
<b>240D</b>								
1983-77	Front					40720A		
1976-75	Front					40716A		
1974	Front					40716A		
<b>250</b>								
1972-69	Front					40716A		
<b>250C</b>								
1972-70	Front					40716A		
<b>250S</b>								
1967	Front					40711		
<b>250SE</b>								
1967	Front					40711		
<b>250SL</b>								
1967	Front					40711		
<b>260E</b>								
1989-88	Front	24A	4824	24-CA	41924	40724	40524	3397012091
1987	Front	24A	4824	24-CA	41924	40724	40524	
<b>280</b>								
1976-73	Front	16A	4816	16-CA	41916	40716A	40516	
<b>280, E, C, CE</b>								
1981-77	Front	20A	4820	20-CA	41920	40720A	40520	
1976-73	Front	16A	4816	16-CA	41916	40716A	40516	
<b>280S</b>								
1976-75	Driver's Side					40719A		
	Passenger's Side					40718A		
1971-68	Front					40716A		
<b>280SE</b>								
1980-77	Driver's Side	19A	4819	19-CA	41919	40719A	40519	
	Passenger's Side	18A	4818	18-CA	41918	40718A	40518	
1972-68	Front					40716A		
<b>280SEL</b>								
1972-68	Front					40716A		


		ICON	Evolution	Clear Advantage	Excel+	Micro Edge	Direct Connect	OE Style Blade
<b>Mercedes-Benz (cont'd)</b>								
<b>280SL</b>								
1971-68	Front					40711		
<b>300E, CE, CD, TD, TE</b>								
1993-88	Front	24A	4824	24-CA	41924	40724	40524	3397012091
	Rear		4818	18-CA	41918	40718A	40518	
1987-86	Front	24A	4824	24-CA	41924	40724	40524	
1985-78	Front	20A	4820	20-CA	41920	40720A	40520	
	Rear		4816	16-CA	41916	40716A	40516	
1977	Front	20A	4820		41920	40720A		
1976-75	Front	16A	4816		41916	40716A		
<b>300SD</b>								
1993-92	Front							3397001359 <sup>2</sup>
1985-81	Front							3397001014 <sup>2</sup>
1980-78	Driver's Side					40719A		
	Passenger's Side					40718A		
<b>300SDL</b>								
1987-86	Front							3397001014 <sup>2</sup>
<b>300SE</b>								
1993-92	Front							3397001359 <sup>2</sup>
1991-88	Front							3397001014 <sup>2</sup>
<b>300SEL</b>								
1991-88	Front							3397001014 <sup>2</sup>
1972	Front					40716A		
1969-68	Front					40716A		
<b>300SL</b>								
1993-90	Front							3397018300
<b>350SD</b>								
1991	Front							3397001014 <sup>2</sup>
<b>350SDL</b>								
1991-90	Front							3397001014 <sup>2</sup>
<b>380SE</b>								
1985-84	Front							3397001014 <sup>2</sup>
<b>380SEC</b>								
1983-82	Front							3397001014 <sup>2</sup>
<b>380SEL</b>								
1983-81	Front							3397001014 <sup>2</sup>
<b>380SL, SLC</b>								
1985-81	Front	19A	4819	19-CA	41919	40719A	40519	
<b>400E</b>								
1993-92	Front	24A	4824	24-CA	41924	40724	40524	3397012091
<b>400SE</b>								
1992	Front							3397001359 <sup>2</sup>
<b>420SEL</b>								
1991-86	Front							3397001014 <sup>2</sup>
<b>450SE, SEL</b>								
1980-73	Driver's Side	19A	4819	19-CA	41919	40719A	40519	
	Passenger's Side	18A	4818	18-CA	41918	40718A	40518	
<b>450SL, SLC</b>								
1980	Front	19A	4819	19-CA	41919	40719A	40519	
1979-76	Front		4819	19-CA	41919	40719A	40519	
1975-73	Front	19A	4818	18-CA	41918	40718A	40518	
<b>500E</b>								
1993-92	Front	24A	4824	24-CA	41924	40724	40524	3397012091
<b>500SEC</b>								
1993	Front							3397001359 <sup>2</sup>
1985-84	Front							3397001014 <sup>2</sup>
<b>500SEL</b>								
1993-92	Front							3397001359 <sup>2</sup>
1985-84	Front							3397001014 <sup>2</sup>
<b>500SL</b>								
1993-90	Front							3397018300

		ICON	Evolution	Clear Advantage	Excel+	Micro Edge	Direct Connect	OE Style Blade
<b>Mercedes-Benz (cont'd)</b>								
<b>560SEC</b>								
1991-86	Front							3397001014 <sup>2</sup>
<b>560SEL</b>								
1991-86	Front							3397001014 <sup>2</sup>
<b>560SL</b>								
1989-86	Front	18A	4818	18-CA	41918	40718A	40518	
<b>600SEL</b>								
1993-92	Front							3397001359 <sup>2</sup>
<b>600SL</b>								
1993	Front							3397018300
<b>Mercury</b>								
<b>Bobcat</b>								
1980-78	Front		4816		41916	40716A	40516	
1977-75	Front				41916 <sup>1</sup>	40716A <sup>1</sup>	40516 <sup>1</sup>	
<b>Capri</b>								
1994-91	Driver's Side		4820	20-CA	41920	40720A	40520	
	Passenger's Side		4818	18-CA	41918	40718A	40518	
1986-83	Front		4816		41916	40716A	40516	
1982-79	Front		4816		41916	40716A	40516	
	Rear		4818		41918	40718A	40518	
1977-76	Front				41915	40715	40515	
1974	Front					40716A		
<b>Comet</b>								
1977-73	Front				41916 <sup>1</sup>	40716A <sup>1</sup>	40516 <sup>1</sup>	
1972-71	Front				41916 <sup>1</sup>	40716A	40516 <sup>1</sup>	
<b>Cougar</b>								
2002-99	Driver's Side	22A	4822	22-CA	41922	40722A	40522	
	Passenger's Side	20A	4820	20-CA	41920	40720A	40520	
	Rear		4822	22-CA	41922	40722A	40522	
1997-89	Front		4822		41922	40722A	40522	
1988-83	Front		4818		41918	40718A	40518	
1982-74	Front		4816		41916	40716A	40516	
1973-71	Front					40718A		
1970	Front					40716A		
<b>Cyclone</b>								
1971-70	Front					40716A		
<b>Grand Marquis</b>								
2010-05	Driver's Side	22A	4822	22-CA	41922	40722A	40522	
	Passenger's Side	22B	4822	22-CA	41922	40722A	40522	
2004	Driver's Side	22A				40722A		
	Passenger's Side	22B				40722A		
2003-94	Driver's Side	22A	4822	22-CA	41922	40722A	40522	
	Passenger's Side	22B	4822	22-CA	41922	40722A	40522	
1993-92	Front		4822	22-CA	41922	40722A	40522	
<b>LN7</b>								
1983-82	Front		4818		41918	40718A	40518	
	Rear		4818		41918	40718A	40518	
<b>Lynx</b>								
1987-81	Front		4818	18-CA	41918	40718A	40518	
	Rear		4818	18-CA				
	Hatchback				41918	40718A	40518	
	Wagon				41915 <sup>1</sup>	40715 <sup>1</sup>	40515 <sup>1</sup>	
<b>Marauder</b>								
2004-03	Driver's Side	22A	4822	22-CA	41922	40722A	40522	
	Passenger's Side	22B	4822	22-CA	41922	40722A	40522	
<b>Mariner</b>								
2011	Rear							H300
2010-08	Front	200E						
	Rear							H300


1 Use Separate Enclosed Connector  
2 Set

		ICON	Evolution	Clear Advantage	Excel+	Micro Edge	Direct Connect	OE Style Blade
<b>Mercury (cont'd)</b>								
<b>Mariner (cont'd)</b>								
2007-05	Driver's Side	20A	4820	20-CA	41920	40720A	40520	
	Passenger's Side	18A	4818	18-CA	41918	40718A	40518	
	Rear					40710		
<b>Milan</b>								
2010-06	Driver's Side	24A	4824	24-CA	41924	40724	40524	
	Passenger's Side	19B	4819	19-CA	41919	40719A	40519	
<b>Monarch</b>								
1980-75	Front		4816		41916	40716A	40516	
<b>Montego</b>								
2007	Driver's Side	24OE	4842					
	Passenger's Side	20OE	4839					
2006-05	Driver's Side	24OE	4824 <sup>1</sup>	24-CA <sup>1</sup>				
	Passenger's Side	20OE	4820 <sup>1</sup>	20-CA <sup>1</sup>				
1976-75	Front		4816		41916	40716A	40516	
1974-70	Front					40716A		
<b>Monterey</b>								
2007-04	Driver's Side	24A	4824	24-CA	41924	40724	40524	
	Passenger's Side	20B	4820	20-CA	41920	40720A	40520	
	Rear		4816	16-CA	41916	40716A	40516	
1974-71	Front					40718A		
<b>Mountaineer</b>								
2010-06	Front	20A	4820	20-CA	41920	40720A	40520	
	Rear			13-CA	41913	40713	40513	
2005	Front	20A	4820	20-CA	41920	40720A	40520	
	Rear		4816	16-CA	41916	40716A	40516	
2004-02	Front	22A	4822	22-CA	41922	40722A	40522	
	Rear		4816	16-CA	41916	40716A	40516	
2001-97	Front	18A	4818	18-CA	41918	40718A	40518	
	Rear				41915	40715	40515	
<b>Mystique</b>								
2000-95	Driver's Side	22A	4822	22-CA	41922	40722A	40522	
	Passenger's Side	20B	4820	20-CA	41920	40720A	40520	
<b>Sable</b>								
2009	Driver's Side	24OE	4842					
	Passenger's Side	20OE	4839					
2008	Driver's Side	24OE	4842					
	Passenger's Side	20OE	4839					
2005-96	Driver's Side	24A	4824	24-CA	41924	40724	40524	
	Passenger's Side	20B	4820	20-CA	41920	40720A	40520	
	Wagon		4818	18-CA	41918	40718A	40518	
1995-92	Driver's Side	20A	4820	20-CA	41920	40720A	40520	
	Passenger's Side	20B	4820	20-CA	41920	40720A	40520	
	Wagon				41915	40715	40515	
1991-86	Front		4820		41920 <sup>1</sup>	40720A <sup>1</sup>	40520 <sup>1</sup>	
	Wagon				41915 <sup>1</sup>	40715 <sup>1</sup>	40515 <sup>1</sup>	
<b>Topaz</b>								
1994-86	Front		4820		41920	40720A	40520	
1985	Front		4819		41919	40719A	40519	
1984	Front		4818		41918	40718A	40518	
<b>Tracer</b>								
1999-94	Driver's Side	20A	4820	20-CA	41920	40720A	40520	
	Passenger's Side	18A	4818	18-CA	41918	40718A	40518	
	Wagon				41913	40713	40513	
1993-91	Driver's Side		4820		41920	40720A	40520	
	Passenger's Side		4818		41918	40718A	40518	
	Wagon				41913	40713	40513	
1989-87	Front		4818		41918	40718A	40518	
	Rear				41913 <sup>1</sup>	40713 <sup>1</sup>	40513 <sup>1</sup>	
<b>Villager</b>								
2002-99	Front	22A	4822	22-CA	41922	40722A	40522	
	Rear				41913	40713	40513	

1 Use Separate Enclosed Connector


			ICON	Evolution	Clear Advantage	Excel+	Micro Edge	Direct Connect	OE Style Blade
<b>Mercury (cont'd)</b>									
<b>Villager (cont'd)</b>									
1998-93	Front		22A	4822	22-CA	41922	40722A	40522	
	Rear					41913			
	Mini Passenger Van	Rear					40713	40513	
<b>Zephyr</b>									
1983-78	Front			4816		41916	40716A	40516	
	Rear			4816		41916	40716A	40516	
<b>Merkur</b>									
<b>Scorpio</b>									
1989-88	Front					41920 <sup>1</sup>	40720A <sup>1</sup>	40520 <sup>1</sup>	
	Rear					41920 <sup>1</sup>	40720A <sup>1</sup>	40520 <sup>1</sup>	
<b>XR4Ti</b>									
1989-87	Front					41920 <sup>1</sup>	40720A <sup>1</sup>	40520 <sup>1</sup>	
	Rear					41920 <sup>1</sup>	40720A <sup>1</sup>	40520 <sup>1</sup>	
1986-85	Front					41920 <sup>1</sup>	40720A <sup>1</sup>	40520 <sup>1</sup>	
<b>MG</b>									
<b>MGB</b>									
1980-75	Front						40710 <sup>1</sup>		
1974-70	Front						40710		
<b>Mini</b>									
<b>Cooper</b>									
2014	Wagon	Rear							A280H
2013	Coupe	Driver's Side	18A	4818	18-CA	41918	40718A	40518	
		Passenger's Side	19B	4819	19-CA	41919	40719A	40519	
	Hatchback	Driver's Side	18A	4818	18-CA	41918	40718A	40518	
		Passenger's Side	19B	4819	19-CA	41919	40719A	40519	
		Rear							H840
	Wagon	Driver's Side	18A						
		Passenger's Side	19B						
		Rear							A280H
2012		Driver's Side	18A	4818	18-CA	41918	40718A	40518	
		Passenger's Side	19B	4819	19-CA	41919	40719A	40519	
	Hatchback	Rear							H840
	Wagon	Rear							A280H
2011		Driver's Side	18A	4818	18-CA	41918	40718A	40518	
		Passenger's Side	19B	4819		41919	40719A	40519	
	Hatchback	Passenger's Side			20-CA				
		Rear							H840
	Wagon	Rear							A280H
2010-09		Driver's Side	18A	4818	18-CA	41918	40718A	40518	
		Passenger's Side	19B	4819	19-CA	41919	40719A	40519	
	Hatchback	Rear							H840
	Wagon	Rear							A280H
2008		Driver's Side		4818	18-CA	41918	40718A	40518	
		Passenger's Side		4819	19-CA	41919	40719A	40519	
	Hatchback	Driver's Side	18A						
		Passenger's Side	19B						
		Rear							H840
	Wagon	Driver's Side	18A						
		Passenger's Side	19B						
		Rear							A280H
2007		Driver's Side		4818	18-CA	41918	40718A	40518	
		Passenger's Side		4819	19-CA	41919	40719A	40519	
	Hatchback	Driver's Side	18A						
		Passenger's Side	19B						
		Rear							H840

1 Use Separate Enclosed Connector


		ICON	Evolution	Clear Advantage	Excel+	Micro Edge	Direct Connect	OE Style Blade
<b>Mini (cont'd)</b>								
<b>Cooper (cont'd)</b>								
2006	Driver's Side		4818	18-CA	41918	40718A	40518	
	Passenger's Side		4819	19-CA	41919	40719A	40519	
Hatchback	Rear							H840
	2005-02	Driver's Side	4818	18-CA	41918	40718A	40518	
	Passenger's Side		4819	19-CA	41919	40719A	40519	
<b>Cooper Countryman</b>								
2014	Rear							H840
2013	Driver's Side	19A	4818		41918	40718A	40518	
	Passenger's Side	20B	4819		41919	40719A	40519	
	Rear							H840
2012	Driver's Side	19A	4819	19-CA				
	Passenger's Side	20B	4820	20-CA				
<b>Cooper Paceman</b>								
2013	Driver's Side		4818		41918	40718A	40518	
	Passenger's Side		4819		41919	40719A	40519	
	Rear							H840
<b>Mitsubishi</b>								
<b>Cordia</b>								
1988-84	Front		4819			40719A <sup>1</sup>	40519 <sup>1</sup>	
	Passenger's Side					40717A <sup>1</sup>		
	Rear		4817			40717A	40517 <sup>1</sup>	
1983	Front		4819			40719A <sup>1</sup>	40519 <sup>1</sup>	
	Rear		4817			40717A <sup>1</sup>	40517 <sup>1</sup>	
<b>Diamante</b>								
2004-97	Driver's Side	22A	4822	22-CA	41922	40722A	40522	
	Passenger's Side	20B	4820	20-CA	41920	40720A	40520	
1995-93	Driver's Side	20A	4820	20-CA	41920	40720A	40520	
	Passenger's Side	19A	4819	19-CA	41919	40719A	40519	
	Wagon							
1992	Rear		4816	16-CA	41916	40716A	40516	
	Driver's Side	20A	4820	20-CA	41920	40720A	40520	
	Passenger's Side	19A	4819	19-CA	41919	40719A	40519	
<b>Eclipse</b>								
2012-07	Driver's Side	24A	4824	24-CA	41924	40724	40524	
	Passenger's Side	22A	4822	22-CA	41922	40722A	40522	
	Coupe							
	Rear		4817	17-CA	41917	40717A	40517	
2006	Hatchback							
	Driver's Side	24A	4824		41924	40724	40524	
	Passenger's Side	22A	4822		41922	40722A	40522	
	Rear		4817	17-CA	41917	40717A	40517	
2005-01	Driver's Side	24A	4824	24-CA	41924	40724	40524	
	Passenger's Side	21B	4821	21-CA	41921	40721	40521	
	Coupe							
	Rear		4822	22-CA	41922	40722A	40522	
2000	Driver's Side	24A	4824	24-CA	41924	40724	40524	
	Passenger's Side	21B	4821	21-CA	41921	40721	40521	
	Rear		4822	22-CA	41922	40722A	40522	
1999-96	Driver's Side	24A	4824	24-CA	41924	40724	40524	
	Passenger's Side	22A	4822	22-CA	41922	40722A	40522	
	Hatchback							
	Rear		4819	19-CA	41919	40719A	40519	
1995	Driver's Side	24A	4824	24-CA	41924	40724	40524	
	Passenger's Side	22A	4822	22-CA	41922	40722A	40522	
	Rear		4819	19-CA	41919	40719A	40519	
1994-92	Front	20A	4820	20-CA	41920	40720A	40520	
	Rear		4820	20-CA	41920	40720A	40520	
1991-90	Front				41919 <sup>1</sup>	40719A <sup>1</sup>	40519 <sup>1</sup>	
	Rear				41919 <sup>1</sup>	40719A <sup>1</sup>	40519 <sup>1</sup>	
<b>Endeavor</b>								
2011-10	Driver's Side	26A	4826	26-CA	41926	40726	40526	
	Passenger's Side	21B	4821	21-CA	41921	40721	40521	
	Rear							H307
2008	Driver's Side	26A	4826	26-CA	41926	40726	40526	
	Passenger's Side	21A	4821	21-CA	41921	40721	40521	

1 Use Separate Enclosed Connector




		ICON	Evolution	Clear Advantage	Excel+	Micro Edge	Direct Connect	OE Style Blade
<b>Mitsubishi (cont'd)</b>								
<b>Endeavor (cont'd)</b>								
2007-04	Driver's Side	26A	4826	26-CA	41926	40726	40526	
	Passenger's Side	21A	4821	21-CA	41921	40721	40521	
	Rear							H352
<b>Expo</b>								
1995-92	Driver's Side	22A	4822	22-CA	41922	40722A	40522	
	Passenger's Side	18A	4818	18-CA	41918	40718A	40518	
	Rear		4816	16-CA	41916	40716A	40516	
<b>Expo LRV</b>								
1994-92	Driver's Side	22A	4822	22-CA	41922	40722A	40522	
	Passenger's Side	18A	4818	18-CA	41918	40718A	40518	
	Rear		4816	16-CA	41916	40716A	40516	
<b>Galant</b>								
2012-04	Driver's Side	26A	4826	26-CA	41926	40726	40526	
	Passenger's Side	19A	4819	19-CA	41919	40719A	40519	
2003-99	Driver's Side	24A	4824	24-CA	41924	40724	40524	
	Passenger's Side	18A	4818	18-CA	41918	40718A	40518	
1998-94	Driver's Side	21A	4821	21-CA	41921	40721	40521	
	Passenger's Side	19B	4819	19-CA	41919	40719A	40519	
1993-90	Driver's Side					40719A		
	Passenger's Side					40718A		
1989	Driver's Side					40719A		
	Passenger's Side					40717A		
1988-85	Front				41917 <sup>1</sup>	40717A <sup>1</sup>	40517 <sup>1</sup>	
<b>Lancer</b>								
2013-12	Driver's Side	26A	4826	26-CA	41926	40726	40526	
	Passenger's Side	18A	4818	18-CA	41918	40718A	40518	
	Hatchback Rear							H354
2011-10	Driver's Side	26A	4826	26-CA	41926	40726	40526	
	Passenger's Side	18A	4818	18-CA	41918	40718A	40518	
	Hatchback Rear							H354
	Wagon Rear							H354
2009-07	Driver's Side	26A	4826	26-CA	41926	40726	40526	
	Passenger's Side	18A	4818	18-CA	41918	40718A	40518	
2006	Driver's Side	24A	4824	24-CA	41924	40724	40524	
	Passenger's Side	18A	4818	18-CA	41918	40718A	40518	
	Rear		4817	17-CA	41917	40717A	40517	
2005	Driver's Side	24A	4824	24-CA	41924	40724	40524	
	Passenger's Side	18A	4818	18-CA	41918	40718A	40518	
2004	Driver's Side	24A	4824	24-CA	41924	40724	40524	
	Passenger's Side	18A	4818	18-CA	41918	40718A	40518	
	Wagon Rear		4817	17-CA	41917	40717A	40517	
2003-02	Driver's Side	24A	4824	24-CA	41924	40724	40524	
	Passenger's Side	18A	4818	18-CA	41918	40718A	40518	
<b>Mighty Max</b>								
1995-87	Front		4817		41917 <sup>1</sup>	40717A <sup>1</sup>	40517 <sup>1</sup>	
1986-83	Front				41916 <sup>1</sup>	40716A <sup>1</sup>	40516 <sup>1</sup>	
<b>Mirage</b>								
2002-97	Driver's Side	21A	4821	21-CA	41921	40721	40521	
	Passenger's Side	19A	4819	19-CA	41919	40719A	40519	
1996-93	Driver's Side	20A	4820	20-CA	41920	40720A	40520	
	Passenger's Side	19A	4819	19-CA	41919	40719A	40519	
1992-91	Driver's Side	20A	4820	20-CA	41920	40720A	40520	
	Passenger's Side	17A	4817	17-CA	41917	40717A	40517	
1990-89	Driver's Side				41919 <sup>1</sup>	40719A <sup>1</sup>	40519 <sup>1</sup>	
	Passenger's Side				41917 <sup>1</sup>	40717A <sup>1</sup>	40517 <sup>1</sup>	
	Hatchback Rear				41913 <sup>1</sup>	40713 <sup>1</sup>	40513 <sup>1</sup>	
1988-87	Driver's Side				41919 <sup>1</sup>	40719A <sup>1</sup>	40519 <sup>1</sup>	
	Passenger's Side				41917 <sup>1</sup>	40717A <sup>1</sup>	40517 <sup>1</sup>	
	Hatchback Rear				41916 <sup>1</sup>	40716A <sup>1</sup>	40516 <sup>1</sup>	
1986-85	Driver's Side				41919 <sup>1</sup>	40719A <sup>1</sup>	40519 <sup>1</sup>	
	Passenger's Side				41917 <sup>1</sup>	40717A <sup>1</sup>	40517 <sup>1</sup>	
	Rear				41916 <sup>1</sup>	40716A <sup>1</sup>	40516 <sup>1</sup>	


1 Use Separate Enclosed Connector

		ICON	Evolution	Clear Advantage	Excel+	Micro Edge	Direct Connect	OE Style Blade
								
<b>Mitsubishi (cont'd)</b>								
<b>Montero</b>								
2006-01	Driver's Side	20A	4820	20-CA	41920	40720A	40520	
	Passenger's Side	20B	4820	20-CA	41920	40720A	40520	
	Rear		4816	16-CA	41916	40716A	40516	
2000-99	Driver's Side	19A	4819	19-CA	41919	40719A	40519	
	Passenger's Side	19B	4819	19-CA	41919	40719A	40519	
	Rear		4817		41915 <sup>1</sup>	40715 <sup>1</sup>	40515 <sup>1</sup>	
1998-95	Driver's Side	19A	4819	19-CA	41919	40719A	40519	
	Passenger's Side	19B	4819	19-CA	41919	40719A	40519	
	Rear				41915 <sup>1</sup>	40715 <sup>1</sup>	40515 <sup>1</sup>	
1994-92	Front		4819	19-CA	41919	40719A	40519	
	Rear				41915 <sup>1</sup>	40715 <sup>1</sup>	40515 <sup>1</sup>	
1991-84	Front				41916 <sup>1</sup>	40716A <sup>1</sup>	40516 <sup>1</sup>	
	Rear				41915 <sup>1</sup>	40715 <sup>1</sup>	40515 <sup>1</sup>	
<b>Montero Sport</b>								
2004-97	Driver's Side	20A	4820	20-CA	41920	40720A	40520	
	Passenger's Side	20B	4820	20-CA	41920	40720A	40520	
	Rear		4817	17-CA	41917	40717A	40517	
<b>Outlander</b>								
2013-07	Driver's Side	24A	4824	24-CA	41924	40724	40524	
	Passenger's Side	21B	4821	21-CA	41921	40721	40521	
	Rear							H306
2006-03	Driver's Side	22A	4822	22-CA	41922	40722A	40522	
	Passenger's Side	19B	4819	19-CA	41919	40719A	40519	
	Rear							H352
<b>Outlander Sport</b>								
2014-11	Driver's Side	24A	4824	24-CA	41924	40724	40524	
	Passenger's Side	21B	4821	21-CA	41921	40721	40521	
<b>Precis</b>								
1994-93	Rear			16-CA	41916	40716A	40516	
1992-88	Front	18A	4818	18-CA	41918	40718A	40518	
	Rear		4816	16-CA	41916	40716A	40516	
1987	Front		4817	17-CA	41917 <sup>1</sup>	40717A <sup>1</sup>	40517 <sup>1</sup>	
	Rear		4817		41917 <sup>1</sup>	40717A <sup>1</sup>	40517 <sup>1</sup>	
<b>Raider</b>								
2009-06	Driver's Side	21A	4821	21-CA	41921	40721	40521	
	Passenger's Side	21B	4821	21-CA	41921	40721	40521	
<b>Sigma</b>								
1990-89	Front				41917 <sup>1</sup>	40717A <sup>1</sup>	40517 <sup>1</sup>	
<b>Starion</b>								
1989-83	Front					40719A <sup>1</sup>	40519 <sup>1</sup>	
	Rear					40717A <sup>1</sup>	40517 <sup>1</sup>	
<b>Tredia</b>								
1987-83	Front		4817		41917 <sup>1</sup>	40717A <sup>1</sup>	40517 <sup>1</sup>	
<b>Van</b>								
1990-87	Front				41917 <sup>1</sup>	40717A <sup>1</sup>	40517 <sup>1</sup>	
	Rear				41915 <sup>1</sup>	40715 <sup>1</sup>	40515 <sup>1</sup>	
<b>3000GT</b>								
1999-97	Driver's Side	21A	4821	21-CA	41921	40721	40521	
	Passenger's Side	20A	4820	20-CA	41920	40720A	40520	
	Rear				41921	40721	40521	
1996-91	Driver's Side	21A	4821	21-CA	41921	40721	40521	
	Passenger's Side	20A	4820	20-CA	41920	40720A	40520	
	Rear				41921		40521	
<b>Nissan</b>								
<b>Altima</b>								
2014	Driver's Side	28A	4828	28-CA				
	Passenger's Side	17B	4817	17-CA				
2013	Sedan	Driver's Side	28A	4828	28-CA			
		Passenger's Side	17B	4817	17-CA			

1 Use Separate Enclosed Connector

		ICON	Evolution	Clear Advantage	Excel+	Micro Edge	Direct Connect	OE Style Blade
<b>Nissan (cont'd)</b>								
<b>Altima (cont'd)</b>								
2012-07	Driver's Side	28A	4828	28-CA				
	Passenger's Side	17B	4817	17-CA				
2006-02	Driver's Side	26A	4826	26-CA	41926	40726	40526	
	Passenger's Side	17A	4817	17-CA	41917	40717A	40517	
2001-93	Driver's Side	21A	4821	21-CA	41921	40721	40521	
	Passenger's Side	20B	4820	20-CA	41920	40720A	40520	
<b>Altra EV</b>								
2001-99	Driver's Side		4822	22-CA	41922	40722A	40522	
	Passenger's Side		4818	18-CA	41918	40718A	40518	
	Rear		4816	16-CA	41916	40716A	40516	
<b>Armada</b>								
2014-05	Driver's Side	24A	4824	24-CA	41924	40724	40524	
	Passenger's Side	22B	4822	22-CA	41922	40722A	40522	
	Rear							H306
<b>Axxess</b>								
1990	Passenger's Side					40722A		
	Rear					40716A		
<b>B210</b>								
1977-75	Front				41916 <sup>1</sup>	40716A <sup>1</sup>	40516 <sup>1</sup>	
1974	Front					40716A		
<b>Cube</b>								
2014-10	Front	20A	4820	20-CA	41920	40720A	40520	
	Rear							H306
2009	Rear							H306
<b>D21</b>								
1994-86	Front					40719A		
<b>Frontier</b>								
2014-05	Driver's Side	24A	4824	24-CA	41924	40724	40524	
	Passenger's Side	18A	4818	18-CA	41918	40718A	40518	
2004-98	Front	19A	4819	19-CA	41919	40719A	40519	
<b>F10</b>								
1978-76	Front				41913	40713		
	Rear				41913	40713		
<b>GT-R</b>								
2014-10	Driver's Side		4822	22-CA	41922	40722A	40522	
	Passenger's Side		4819	19-CA	41919	40719A	40519	
<b>Juke</b>								
2014-11	Driver's Side	22A		22-CA	41922	40722A	40522	
	Passenger's Side	13A		13-CA	41913	40713	40513	
<b>Leaf</b>								
2014-11	Driver's Side	26A	4826	26-CA				
	Passenger's Side	16A	4816	16-CA				
<b>Maxima</b>								
2014-10	Driver's Side	28A	4828	28-CA				
	Passenger's Side	17A	4817	17-CA				
2009	Driver's Side	28A	4828	28-CA	41928			
	Passenger's Side	17A	4817	17-CA				
2008-00	Driver's Side	26A	4826	26-CA	41926	40726	40526	
	Passenger's Side	17A	4817	17-CA	41917	40717A	40517	
1999-95	Driver's Side	22A	4822	22-CA	41922	40722A	40522	
	Passenger's Side	21A	4821	21-CA	41921	40721	40521	
1994-89	Driver's Side	21A	4821	21-CA	41921	40721	40521	
	Passenger's Side	21A	4820	20-CA	41920	40720A	40520	
1988-85	Front				41919	40719A	40519	
1984	Front		4818		41918	40718A		
	Wagon Rear				41915 <sup>1</sup>	40715 <sup>1</sup>		
1983-81	Front	18A	4818	18-CA	41918	40718A	40518	
	Wagon Rear				41915 <sup>1</sup>	40715 <sup>1</sup>	40515 <sup>1</sup>	
<b>Micra</b>								
1991-87	Front					40718A		


1 Use Separate Enclosed Connector

			ICON	Evolution	Clear Advantage	Excel+	Micro Edge	Direct Connect	OE Style Blade
<b>Nissan (cont'd)</b>									
<b>Multi</b>									
1988-86	Front		<b>19A</b>	<b>4819</b>	<b>19-CA</b>	<b>41919</b>	<b>40719A</b>	<b>40519</b>	
	Rear					<b>41916<sup>1</sup></b>	<b>40716A<sup>1</sup></b>	<b>40516<sup>1</sup></b>	
<b>Murano</b>									
2014-13 Sport Utility	Driver's Side		<b>26A</b>	<b>4826</b>	<b>26-CA</b>	<b>41926</b>	<b>40726</b>	<b>40526</b>	
	Passenger's Side		<b>16A</b>	<b>4816</b>	<b>16-CA</b>	<b>41916</b>	<b>40716A</b>	<b>40516</b>	
	Rear								<b>H306</b>
2012-09	Driver's Side		<b>26A</b>	<b>4826</b>	<b>26-CA</b>	<b>41926</b>	<b>40726</b>	<b>40526</b>	
	Passenger's Side		<b>16A</b>	<b>4816</b>	<b>16-CA</b>	<b>41916</b>	<b>40716A</b>	<b>40516</b>	
	Rear								<b>H306</b>
2007	Driver's Side		<b>26A</b>				<b>40726</b>		
	Passenger's Side		<b>19A</b>				<b>40719A</b>		
	Rear								<b>H354</b>
2006-03	Driver's Side		<b>26A</b>	<b>4826</b>	<b>26-CA</b>	<b>41926</b>	<b>40726</b>	<b>40526</b>	
	Passenger's Side		<b>19A</b>	<b>4819</b>	<b>19-CA</b>	<b>41919</b>	<b>40719A</b>	<b>40519</b>	
	Rear								<b>H354</b>
<b>NX</b>									
1993-92	Driver's Side		<b>20A</b>	<b>4820</b>	<b>20-CA</b>	<b>41920</b>	<b>40720A</b>	<b>40520</b>	
	Passenger's Side		<b>19A</b>	<b>4819</b>	<b>19-CA</b>	<b>41919</b>	<b>40719A</b>	<b>40519</b>	
	Rear			<b>4820</b>	<b>20-CA</b>	<b>41920</b>	<b>40720A</b>	<b>40520</b>	
<b>Pathfinder</b>									
2014-13	Driver's Side		<b>26A</b>	<b>4826</b>	<b>26-CA</b>	<b>41926</b>	<b>40726</b>	<b>40526</b>	
	Passenger's Side		<b>17A</b>	<b>4817</b>	<b>17-CA</b>	<b>41917</b>	<b>40717A</b>	<b>40517</b>	
	Rear								<b>H281</b>
2012-05	Driver's Side		<b>24A</b>	<b>4824</b>	<b>24-CA</b>	<b>41924</b>	<b>40724</b>	<b>40524</b>	
	Passenger's Side		<b>18A</b>	<b>4818</b>	<b>18-CA</b>	<b>41918</b>	<b>40718A</b>	<b>40518</b>	
	Rear								<b>H306</b>
2004	Driver's Side		<b>22A</b>	<b>4822</b>	<b>22-CA</b>	<b>41922</b>	<b>40722A</b>	<b>40522</b>	
	Passenger's Side		<b>21A</b>	<b>4821</b>	<b>21-CA</b>	<b>41921</b>	<b>40721</b>	<b>40521</b>	
	Rear								<b>H306</b>
2003-96	Driver's Side		<b>22A</b>	<b>4822</b>	<b>22-CA</b>	<b>41922</b>	<b>40722A</b>	<b>40522</b>	
	Passenger's Side		<b>21A</b>	<b>4821</b>	<b>21-CA</b>	<b>41921</b>	<b>40721</b>	<b>40521</b>	
	Rear						<b>40710</b>		
1995-87	Front		<b>19A</b>	<b>4819</b>	<b>19-CA</b>	<b>41919</b>	<b>40719A</b>	<b>40519</b>	
	Rear					<b>41913</b>	<b>40713</b>	<b>40513</b>	
<b>Pickup</b>									
1997-95 Extended Cab Pickup	Front		<b>19A</b>	<b>4819</b>	<b>19-CA</b>	<b>41919</b>	<b>40719A</b>	<b>40519</b>	
	Rear					<b>41913</b>	<b>40713</b>	<b>40513</b>	
	Standard Cab Pickup	Front	<b>19A</b>	<b>4819</b>	<b>19-CA</b>	<b>41919</b>	<b>40719A</b>	<b>40519</b>	
	Rear					<b>41913</b>	<b>40713</b>	<b>40513</b>	
<b>Pulsar</b>									
1983	Front					<b>41919<sup>1</sup></b>	<b>40719A<sup>1</sup></b>	<b>40519<sup>1</sup></b>	
<b>Pulsar NX</b>									
1990-89	Front		<b>21A</b>	<b>4821</b>	<b>21-CA</b>	<b>41921</b>	<b>40721</b>	<b>40521</b>	
1988-87	Front		<b>21A</b>	<b>4821</b>	<b>21-CA</b>	<b>41921</b>	<b>40721</b>	<b>40521</b>	
1986	Driver's Side		<b>19A</b>	<b>4819</b>	<b>19-CA</b>	<b>41919</b>	<b>40719A</b>	<b>40519</b>	
	Passenger's Side		<b>18A</b>	<b>4818</b>	<b>18-CA</b>	<b>41918</b>	<b>40718A</b>	<b>40518</b>	
1985-84	Front					<b>41919<sup>1</sup></b>	<b>40719A<sup>1</sup></b>	<b>40519<sup>1</sup></b>	
1983	Front					<b>41919<sup>1</sup></b>	<b>40719A<sup>1</sup></b>		
<b>Quest</b>									
2014-13	Driver's Side		<b>26A</b>	<b>4826</b>	<b>26-CA</b>	<b>41926</b>	<b>40726</b>	<b>40526</b>	
	Passenger's Side		<b>19B</b>	<b>4819</b>	<b>19-CA</b>	<b>41919</b>	<b>40719A</b>	<b>40519</b>	
	Rear								<b>H306</b>
2012-11	Rear								<b>H306</b>
2009-04	Driver's Side		<b>28A</b>	<b>4828</b>	<b>28-CA</b>		<b>40728</b>	<b>40528</b>	
	Passenger's Side		<b>18B</b>	<b>4818</b>	<b>18-CA</b>	<b>41918</b>	<b>40718A</b>	<b>40518</b>	
	Rear								<b>H351</b>
2002-93	Front		<b>22A</b>	<b>4822</b>	<b>22-CA</b>	<b>41922</b>	<b>40722A</b>	<b>40522</b>	
	Rear					<b>41913</b>	<b>40713</b>	<b>40513</b>	
<b>Rogue</b>									
2013-12	Driver's Side		<b>26A</b>		<b>26-CA</b>	<b>41926</b>	<b>40726</b>	<b>40526</b>	
	Passenger's Side		<b>13A</b>		<b>13-CA</b>	<b>41913</b>	<b>40713</b>	<b>40513</b>	


<sup>1</sup> Use Separate Enclosed Connector

		ICON	Evolution	Clear Advantage	Excel+	Micro Edge	Direct Connect	OE Style Blade
<b>Nissan (cont'd)</b>								
<b>Rogue (cont'd)</b>								
2011-10	Driver's Side	26A	4826	26-CA	41926	40726	40526	
	Passenger's Side	13A	4813	13-CA	41913	40713	40513	
2009-08	Driver's Side	28A	4826	26-CA	41926	40726	40526	
	Passenger's Side		4813	13-CA	41913	40713	40513	
<b>Sentra</b>								
2012-07	Driver's Side	26A	4826	26-CA	41926	40726	40526	
	Passenger's Side	17A	4817	17-CA	41917	40717A	40517	
2006-00	Driver's Side	22A	4822	22-CA	41922	40722A	40522	
	Passenger's Side	16A	4816	16-CA	41916	40716A	40516	
1999-95	Driver's Side	21A	4821	21-CA	41921	40721	40521	
	Passenger's Side	19A	4819	19-CA	41919	40719A	40519	
1994-91	Driver's Side	20A	4820	20-CA	41920	40720A	40520	
	Passenger's Side	19A	4819	19-CA	41919	40719A	40519	
1990-87	Driver's Side	19A	4819	19-CA	41919	40719A	40519	
	Passenger's Side	18A	4818	18-CA	41918	40718A	40518	
	Rear		4819	19-CA	41919	40719A	40519	
1986-85	Front				41918 <sup>1</sup>	40718A <sup>1</sup>	40518 <sup>1</sup>	
	Hatchback Rear				41916 <sup>1</sup>	40716A <sup>1</sup>	40516 <sup>1</sup>	
	Wagon Rear				41916 <sup>1</sup>	40716A <sup>1</sup>	40516 <sup>1</sup>	
1984-82	Front				41918 <sup>1</sup>	40718A <sup>1</sup>	40518 <sup>1</sup>	
<b>Stanza</b>								
1992-90	Front	20A	4820	20-CA	41920	40720A	40520	
1989	Front	19A	4819	19-CA	41919	40719A	40519	
1988-87	Front	19A	4819	19-CA	41919	40719A	40519	
	Hatchback Rear				41916			
	Wagon Rear				41916 <sup>1</sup>	40716A <sup>1</sup>	40516 <sup>1</sup>	
1986	Front	19A	4819					
	Sedan Front				41918 <sup>1</sup>	40718A <sup>1</sup>	40518 <sup>1</sup>	
	Wagon Front			19-CA	41919	40719A	40519	
	Rear				41916 <sup>1</sup>	40716A <sup>1</sup>	40516 <sup>1</sup>	
1985-83	Front				41918 <sup>1</sup>	40718A <sup>1</sup>	40518 <sup>1</sup>	
	Hatchback Rear				41918 <sup>1</sup>	40718A <sup>1</sup>	40518 <sup>1</sup>	
1982	Front				41918 <sup>1</sup>	40718A <sup>1</sup>	40518 <sup>1</sup>	
	Rear				41918 <sup>1</sup>	40718A <sup>1</sup>	40518 <sup>1</sup>	
<b>Titan</b>								
2013	Driver's Side	24A						
	Passenger's Side	22B						
2012-04	Driver's Side	24A	4824	24-CA	41924	40724	40524	
	Passenger's Side	22B	4822	22-CA	41922	40722A	40522	
<b>Van</b>								
1988-87	Driver's Side		4822	22-CA	41922	40722A	40522	
	Passenger's Side		4819	19-CA	41919	40719A	40519	
	Rear				41918 <sup>1</sup>	40718A <sup>1</sup>	40518 <sup>1</sup>	
<b>Versa</b>								
2014-13	Driver's Side	24A	4824	24-CA	41924	40724	40524	
	Passenger's Side	13A	4813	13-CA	41913	40713	40513	
2012-08	Driver's Side	26A	4826	26-CA	41926	40726	40526	
	Passenger's Side	13A	4813	13-CA	41913	40713	40513	
	Hatchback Rear							H353
2007	Driver's Side	22A	4822	22-CA	41922	40722A	40522	
	Passenger's Side	16A	4816	16-CA	41916	40716A	40516	
	Hatchback Rear							H353
<b>Xterra</b>								
2014-05	Driver's Side	24A	4824	24-CA	41924	40724	40524	
	Passenger's Side	18A	4818	18-CA	41918	40718A	40518	
	Rear							H306
2004-00	Front	19A	4819	19-CA	41919	40719A	40519	
	Rear				41913	40713	40513	
<b>200SX</b>								
1998-95	Driver's Side	21A	4821	21-CA	41921	40721	40521	
	Passenger's Side	19A	4819	19-CA	41919	40719A	40519	


1 Use Separate Enclosed Connector

		ICON	Evolution	Clear Advantage	Excel+	Micro Edge	Direct Connect	OE Style Blade
<b>Nissan (cont'd)</b>								
<b>200SX (cont'd)</b>								
1988-87	Front	<b>19A</b>	<b>4821</b>	<b>21-CA</b>	<b>41921</b>	<b>40721</b>	<b>40521</b>	
	Rear				<b>41918</b>	<b>40718A</b>	<b>40518</b>	
1986-84	Front	<b>19A</b>	<b>4821</b>	<b>21-CA</b>	<b>41921</b>	<b>40721</b>	<b>40521</b>	
	Rear				<b>41918</b>			
1983-80	Coupe					<b>40718A</b>	<b>40518</b>	
	Front					<b>40719A<sup>1</sup></b>	<b>40519<sup>1</sup></b>	
1979-77	Rear				<b>41918<sup>1</sup></b>	<b>40718A<sup>1</sup></b>	<b>40518<sup>1</sup></b>	
	Hatchback				<b>41918</b>			
1979-77	Front		<b>4817</b>		<b>41917<sup>1</sup></b>	<b>40717A<sup>1</sup></b>	<b>40517<sup>1</sup></b>	
	Rear				<b>41918<sup>1</sup></b>	<b>40718A<sup>1</sup></b>	<b>40518<sup>1</sup></b>	
<b>210</b>								
1982-79	Front				<b>41916<sup>1</sup></b>	<b>40716A<sup>1</sup></b>	<b>40516<sup>1</sup></b>	
	Rear				<b>41916</b>	<b>40716A</b>	<b>40516</b>	
<b>240SX</b>								
1998-95	Driver's Side	<b>21A</b>	<b>4821</b>	<b>21-CA</b>	<b>41921</b>	<b>40721</b>	<b>40521</b>	
	Passenger's Side	<b>20A</b>	<b>4820</b>	<b>20-CA</b>	<b>41920</b>	<b>40720A</b>	<b>40520</b>	
1994	Front	<b>20A</b>	<b>4820</b>	<b>20-CA</b>	<b>41920</b>	<b>40720A</b>	<b>40520</b>	
1993-89	Front	<b>20A</b>	<b>4820</b>	<b>20-CA</b>	<b>41920</b>	<b>40720A</b>	<b>40520</b>	
	Rear		<b>4820</b>	<b>20-CA</b>	<b>41920</b>	<b>40720A</b>	<b>40520</b>	
<b>240Z</b>								
1973-70	Front					<b>40718A</b>		
<b>260Z</b>								
1974	Front				<b>41918<sup>1</sup></b>	<b>40718A<sup>1</sup></b>		
<b>280Z</b>								
1978-75	Front				<b>41917<sup>1</sup></b>	<b>40717A<sup>1</sup></b>	<b>40517<sup>1</sup></b>	
	Rear				<b>41917<sup>1</sup></b>	<b>40717A<sup>1</sup></b>	<b>40517<sup>1</sup></b>	
<b>280ZX</b>								
1983-79	Front				<b>41917<sup>1</sup></b>	<b>40717A<sup>1</sup></b>	<b>40517<sup>1</sup></b>	
	Rear				<b>41917<sup>1</sup></b>	<b>40717A<sup>1</sup></b>	<b>40517<sup>1</sup></b>	
<b>300ZX</b>								
1996-93	Front	<b>21A</b>	<b>4821</b>	<b>21-CA</b>	<b>41921</b>	<b>40721</b>	<b>40521</b>	
	Coupe		<b>4819</b>	<b>19-CA</b>	<b>41919</b>	<b>40719A</b>	<b>40519</b>	
1992-90	Front	<b>21A</b>	<b>4821</b>	<b>21-CA</b>	<b>41921</b>	<b>40721</b>	<b>40521</b>	
	Rear		<b>4819</b>	<b>19-CA</b>	<b>41919</b>	<b>40719A</b>	<b>40519</b>	
1989-87	Front	<b>19A</b>	<b>4819</b>	<b>19-CA</b>	<b>41919</b>	<b>40719A</b>	<b>40519</b>	
	Rear		<b>4819</b>	<b>19-CA</b>	<b>41919</b>	<b>40719A</b>	<b>40519</b>	
1986	Front	<b>19A</b>	<b>4819</b>	<b>19-CA</b>	<b>41919</b>	<b>40719A</b>	<b>40519</b>	
	Rear		<b>4817</b>	<b>17-CA</b>	<b>41917</b>	<b>40717A</b>	<b>40517</b>	
1985-84	Front				<b>41919<sup>1</sup></b>	<b>40719A<sup>1</sup></b>	<b>40519<sup>1</sup></b>	
	Rear				<b>41919</b>	<b>40719A</b>	<b>40519</b>	
<b>310</b>								
1982	Front				<b>41916<sup>1</sup></b>	<b>40716A<sup>1</sup></b>		
	Coupe				<b>41916<sup>1</sup></b>	<b>40716A<sup>1</sup></b>		
	Hatchback				<b>41916</b>	<b>40716A</b>	<b>40516</b>	
1981	Front				<b>41916<sup>1</sup></b>	<b>40716A<sup>1</sup></b>	<b>40516<sup>1</sup></b>	
	Rear				<b>41916<sup>1</sup></b>	<b>40716A<sup>1</sup></b>	<b>40516<sup>1</sup></b>	
1980-79	Front				<b>41916<sup>1</sup></b>	<b>40716A<sup>1</sup></b>		
	Coupe				<b>41916<sup>1</sup></b>	<b>40716A<sup>1</sup></b>		
	Hatchback				<b>41916</b>	<b>40716A</b>	<b>40516</b>	
<b>350Z</b>								
2009	Driver's Side	<b>20A</b>	<b>4820</b>	<b>20-CA</b>	<b>41920</b>	<b>40720A</b>	<b>40520</b>	
	Passenger's Side	<b>18B</b>	<b>4818</b>	<b>18-CA</b>	<b>41918</b>	<b>40718A</b>	<b>40518</b>	
2008-03	Driver's Side	<b>20A</b>	<b>4820</b>	<b>20-CA</b>	<b>41920</b>	<b>40720A</b>	<b>40520</b>	
	Passenger's Side	<b>18B</b>	<b>4818</b>	<b>18-CA</b>	<b>41918</b>	<b>40718A</b>	<b>40518</b>	
	Rear		<b>4818</b>	<b>18-CA</b>	<b>41918</b>	<b>40718A</b>	<b>40518</b>	
<b>370Z</b>								
2014-09	Driver's Side	<b>21A</b>	<b>4821</b>	<b>21-CA</b>	<b>41921</b>	<b>40721</b>	<b>40521</b>	
	Passenger's Side	<b>19B</b>	<b>4819</b>	<b>19-CA</b>	<b>41919</b>	<b>40719A</b>	<b>40519</b>	
<b>510</b>								
1981-78	Front		<b>4817</b>		<b>41917<sup>1</sup></b>	<b>40717A<sup>1</sup></b>	<b>40517<sup>1</sup></b>	
1972-70	Front					<b>40716A</b>		

<sup>1</sup> Use Separate Enclosed Connector


		ICON	Evolution	Clear Advantage	Excel+	Micro Edge	Direct Connect	OE Style Blade
<b>Nissan (cont'd)</b>								
<b>521 Pickup</b>								
1972	Front					40716A <sup>1</sup>		
1971-70	Front					40713 <sup>1</sup>		
<b>610</b>								
1976-75	Front				41916 <sup>1</sup>	40716A <sup>1</sup>	40516 <sup>1</sup>	
1974	Front				41916 <sup>1</sup>	40716A	40516 <sup>1</sup>	
<b>620</b>								
1979-75	Front					40716A <sup>1</sup>		
<b>620 Pickup</b>								
1974-72	Front					40716A <sup>1</sup>		
<b>710</b>								
1976-75	Front				41916 <sup>1</sup>	40716A <sup>1</sup>	40516 <sup>1</sup>	
1974	Front					40716A		
<b>720</b>								
1986	Front					40719A		
1985-80	Front					40716A <sup>1</sup>		
<b>810</b>								
1981	Front	18A	4818	18-CA	41918	40718A	40518	
	Wagon							
	Rear				41915	40715		
1980-77	Front				41917 <sup>1</sup>			
	Sedan					40717A <sup>1</sup>	40517 <sup>1</sup>	
<b>Oldsmobile</b>								
<b>Achieva</b>								
1998-92	Front		4819		41919	40719A	40519	
<b>Alero</b>								
2004-99	Driver's Side	22A	4822	22-CA	41922	40722A	40522	
	Passenger's Side	17B	4817	17-CA	41917	40717A	40517	
<b>Aurora</b>								
2003-01	Driver's Side	22A	4822	22-CA	41922	40722A	40522	
	Passenger's Side	22B	4822	22-CA	41922	40722A	40522	
1999-96	Driver's Side	22A	4822		41922	40722A	40522	
	Passenger's Side	22B	4822		41922	40722A	40522	
1995	Front		4822		41922	40722A	40522	
<b>Bravada</b>								
2004-02	Driver's Side	22A	4822	22-CA	41922	40722A	40522	
	Passenger's Side	22B	4822	22-CA	41922	40722A	40522	
	Rear		4816	16-CA	41916	40716A	40516	
2001-96	Driver's Side	20A	4820	20-CA	41920	40720A	40520	
	Passenger's Side	20B	4820	20-CA	41920	40720A	40520	
	Rear				41913	40713	40513	
1994-91	Front		4816		41916	40716A	40516	
	Rear				41913	40713	40513	
<b>Calais</b>								
1987-85	Front		4819		41919	40719A	40519	
<b>Custom Cruiser</b>								
1992-91	Front		4822		41922	40722A	40522	
	Rear		4816		41916	40716A	40516	
1990-73	Front		4818		41918	40718A	40518	
	Rear		4816		41916	40716A	40516	
<b>Cutlass</b>								
1999-97	Driver's Side	22A	4822	22-CA	41922	40722A	40522	
	Passenger's Side	19A	4819	19-CA	41919	40719A	40519	
1987-85	Front		4818		41918	40718A	40518	
1981-80	Front		4818		41918	40718A	40518	
1977-72	Front		4816		41916	40716A	40516	
1971-70	Front					40716A		
<b>Cutlass Calais</b>								
1991-88	Coupe		4816		41916	40716A	40516	
1984	Front		4818		41918	40718A	40518	
	Rear		4816		41916	40716A	40516	

1 Use Separate Enclosed Connector


		ICON	Evolution	Clear Advantage	Excel+	Micro Edge	Direct Connect	OE Style Blade
<b>Oldsmobile (cont'd)</b>								
<b>Cutlass Calais (cont'd)</b>								
1983-82	Front		4818		41918	40718A		
1981-80	Front		4818		41918	40718A	40518	
1979-78	Front		4818		41918	40718A		
<b>Cutlass Ciera</b>								
1996-93	Front		4818		41918	40718A	40518	
	Wagon		4816		41916	40716A	40516	
1992-91	Front		4818		41918	40718A	40518	
	Coupe		4816		41916	40716A	40516	
	Wagon		4816		41916	40716A	40516	
1990-87	Front		4818		41918	40718A	40518	
	Coupe		4816		41916	40716A	40516	
1986-84	Front		4818		41918	40718A	40518	
	Coupe		4816		41916	40716A	40516	
	Wagon		4816		41916	40716A	40516	
<b>Cutlass Cruiser</b>								
1994-91	Front		4818		41918	40718A	40518	
	Rear		4816		41916	40716A	40516	
1990-87	Front					40718A		
	Rear		4816		41916	40716A	40516	
<b>Cutlass Salon</b>								
1987-85	Front		4818		41918	40718A		
1981-80	Front		4818		41918	40718A	40518	
1979-78	Front		4818		41918	40718A		
1977-75	Front		4816		41916	40716A	40516	
<b>Cutlass Supreme</b>								
1997	Front					40720A		
1996-95	Front	20A	4820		41920	40720A	40520	
1994-89	Front		4820		41920	40720A	40520	
1988	Front		4820		41920	40720A	40520	
	Coupe		4818		41918	40718A	40518	
1987-78	Front		4818		41918	40718A	40518	
1977-72	Front		4816		41916	40716A	40516	
1971-70	Front					40716A		
<b>Cutlass Tiara</b>								
1976	Front		4816		41916	40716A	40516	
<b>Delta 88</b>								
1991-86	Front		4819		41919	40719A	40519	
1985-71	Front		4818		41918	40718A	40518	
<b>Firenza</b>								
1988-82	Front		4816		41916	40716A	40516	
	Rear		4816		41916	40716A	40516	
<b>Intrigue</b>								
2002-98	Driver's Side	22A	4822	22-CA	41922	40722A	40522	
	Passenger's Side	22B	4822	22-CA	41922	40722A	40522	
<b>LSS</b>								
1999-96	Front		4822		41922	40722A	40522	
<b>Omega</b>								
1984-80	Front		4818		41918	40718A	40518	
1979-76	Front		4816		41916	40716A	40516	
1975	Front				41916 <sup>1</sup>	40716A <sup>1</sup>	40516 <sup>1</sup>	
1974-73	Front				41916 <sup>1</sup>	40716A	40516 <sup>1</sup>	
<b>Regency</b>								
1998-97	Front	22A	4822	22-CA	41922	40722A	40522	
<b>Silhouette</b>								
2004-97	Front	24A	4824	24-CA	41924	40724	40524	
	Rear		4816	16-CA	41916	40716A	40516	
1996-90	Front		4824		41924	40724	40524	
	Rear				41913	40713	40513	
<b>Starfire</b>								
1980-75	Front				41916 <sup>1</sup>	40716A <sup>1</sup>	40516 <sup>1</sup>	

1 Use Separate Enclosed Connector




		ICON	Evolution	Clear Advantage	Excel+	Micro Edge	Direct Connect	OE Style Blade
<b>Oldsmobile (cont'd)</b>								
<b>Toronado</b>								
1992-86	Front		4819		41919	40719A	40519	
1985-73	Front		4818		41918	40718A	40518	
<b>Vista Cruiser</b>								
1975-73	Front		4818		41918	40718A	40518	
<b>88</b>								
1999-97	Front		4822			40722A		
1996	Front		4822		41922	40722A		
1995	Front		4822			40722A		
1994-92	Front					40722A		
<b>98</b>								
1996-91	Front		4822		41922	40722A	40522	
1990-85	Front		4819		41919	40719A	40519	
1984-71	Front		4818		41918	40718A	40518	
<b>Opel</b>								
<b>Manta</b>								
1974-73	Front	16A	4816	16-CA	41916	40716A	40516	
<b>Opel</b>								
1973-69	Front					40718A		
<b>1900</b>								
1973-71	Front					40718A		
<b>Peugeot</b>								
<b>405</b>								
1991-89	Rear					40713		
<b>504</b>								
1981-80	Front					40716A		
1979-77	Wagon Front					40716A		
1976-73	Front					40716A		
<b>505</b>								
1991-84	Front					40718A		
	Rear					40718A		
1983-81	Front					40718A		
<b>604</b>								
1984-82	Front					40718A		
1981	Front							
1980-77	Front					40718A		
<b>Plymouth</b>								
<b>Acclaim</b>								
1995-89	Front		4818		41918	40718A	40518	
<b>Arrow</b>								
1980-76	Front		4817		41917 <sup>1</sup>	40717A <sup>1</sup>	40517 <sup>1</sup>	
<b>Arrow Pickup</b>								
1982-79	Front		4817		41917 <sup>1</sup>	40717A <sup>1</sup>		
<b>Barracuda</b>								
1974-70	Front					40716A		
<b>Breeze</b>								
2000-96	Driver's Side	22A	4822	22-CA	41922	40722A	40522	
	Passenger's Side	22B	4822	22-CA	41922	40722A	40522	
<b>Caravelle</b>								
1988-85	Front		4816		41916	40716A	40516	
<b>Champ</b>								
1982-79	Front		4817		41917 <sup>1</sup>	40717A <sup>1</sup>	40517 <sup>1</sup>	
	Rear				41915 <sup>1</sup>	40715 <sup>1</sup>	40515 <sup>1</sup>	


1 Use Separate Enclosed Connector

		ICON	Evolution	Clear Advantage	Excel+	Micro Edge	Direct Connect	OE Style Blade
<b>Plymouth (cont'd)</b>								
<b>Colt</b>								
1994-93	Wagon	Driver's Side	20A	4820	20-CA	41920	40720A	40520
		Passenger's Side	19A	4819	19-CA	41919	40719A	40519
1992	Wagon	Rear		4816	16-CA	41916	40716A	40516
		Driver's Side	20A	4820	20-CA	41920	40720A	40520
1991	Hatchback	Passenger's Side	17A	4817	17-CA	41917	40717A	40517
		Rear		4816	16-CA	41916	40716A	40516
1991	Sedan	Driver's Side	20A	4820	20-CA	41920	40720A	40520
		Passenger's Side	17A	4817	17-CA	41917	40717A	40517
	Wagon	Driver's Side	20A	4820	20-CA	41920	40720A	40520
		Passenger's Side	17A	4817	17-CA	41917	40717A	40517
1990-88	Hatchback	Driver's Side				41919 <sup>1</sup>	40719A <sup>1</sup>	40519 <sup>1</sup>
		Passenger's Side				41917 <sup>1</sup>	40717A <sup>1</sup>	40517 <sup>1</sup>
	Wagon	Rear				41913 <sup>1</sup>	40713 <sup>1</sup>	40513 <sup>1</sup>
1987-85	Hatchback	Rear				41913 <sup>1</sup>	40713 <sup>1</sup>	40513 <sup>1</sup>
		Driver's Side				41919 <sup>1</sup>	40719A <sup>1</sup>	40519 <sup>1</sup>
		Passenger's Side				41917 <sup>1</sup>	40717A <sup>1</sup>	40517 <sup>1</sup>
	Sedan	Rear				41913 <sup>1</sup>	40713 <sup>1</sup>	40513 <sup>1</sup>
		Driver's Side				41919 <sup>1</sup>	40719A <sup>1</sup>	40519 <sup>1</sup>
	Wagon	Passenger's Side				41917 <sup>1</sup>	40717A <sup>1</sup>	40517 <sup>1</sup>
1984	Hatchback	Rear		4817		41917 <sup>1</sup>	40717A <sup>1</sup>	40517 <sup>1</sup>
		Front				41915 <sup>1</sup>	40715 <sup>1</sup>	40515 <sup>1</sup>
1983-80	Hatchback	Rear		4817		41917 <sup>1</sup>	40717A <sup>1</sup>	40517 <sup>1</sup>
		Front				41915 <sup>1</sup>	40715 <sup>1</sup>	40515 <sup>1</sup>
1979	Coupe	Rear		4817		41917 <sup>1</sup>	40717A <sup>1</sup>	40517 <sup>1</sup>
		Front				41915 <sup>1</sup>	40715 <sup>1</sup>	40515 <sup>1</sup>
1979	Wagon	Rear				41915 <sup>1</sup>	40715 <sup>1</sup>	40515 <sup>1</sup>
		Front				41915 <sup>1</sup>	40715 <sup>1</sup>	40515 <sup>1</sup>
<b>Conquest</b>								
1986-84	Hatchback	Front				41919 <sup>1</sup>	40719A <sup>1</sup>	40519 <sup>1</sup>
		Rear				41919 <sup>1</sup>	40719A <sup>1</sup>	40519 <sup>1</sup>
<b>Cricket</b>								
1973-72	Wagon	Front				40716A		
<b>Cuda</b>								
1974-70	Wagon	Front				40716A		
<b>Duster</b>								
1976-75	Wagon	Front				41916 <sup>1</sup>	40716A <sup>1</sup>	
1974-72	Wagon	Front				41916 <sup>1</sup>	40716A	
1971	Wagon	Front				41916 <sup>1</sup>	40716A <sup>1</sup>	
1970	Wagon	Front				41915 <sup>1</sup>	40715 <sup>1</sup>	
<b>Fury</b>								
1978-74	Wagon	Front		4818		41918	40718A	40518
1973-70	Wagon	Front					40716A	
<b>Fury I</b>								
1974	Wagon	Front		4818		41918	40718A	40518
1973-70	Wagon	Front					40716A	
<b>Fury II</b>								
1974	Wagon	Front		4818		41918	40718A	40518
1973-70	Wagon	Front					40716A	
<b>Fury III</b>								
1974	Wagon	Front		4818		41918	40718A	40518
1973-70	Wagon	Front					40716A	
<b>Gran Fury</b>								
1989-80	Wagon	Front		4818		41918	40718A	40518
1977-74	Wagon	Front		4818		41918	40718A	40518
1973-72	Wagon	Front					40716A	


1 Use Separate Enclosed Connector


		ICON	Evolution	Clear Advantage	Excel+	Micro Edge	Direct Connect	OE Style Blade
<b>Plymouth (cont'd)</b>								
<b>Grand Voyager</b>								
2000-98	Driver's Side	28A	4828	28-CA	41928	40728	40528	
	Passenger's Side	28B	4828	28-CA	41928	40728	40528	
	Rear		4818		41918	40718A	40518	
1997	Driver's Side	28A	4828	28-CA	41928	40728	40528	
	Passenger's Side	28B	4828	28-CA	41928	40728	40528	
	Rear		4818	18-CA	41918	40718A	40518	
1996	Driver's Side	28A	4828	28-CA	41928	40728	40528	
	Passenger's Side	28B	4828	28-CA	41928	40728	40528	
	Rear		4818		41918	40718A	40518	
1995	Front	22A	4822	22-CA	41922	40722A	40522	
	Rear		4818	18-CA	41918	40718A	40518	
1994	Driver's Side	22A	4822	22-CA	41922	40722A	40522	
	Passenger's Side	18A	4818	18-CA	41918	40718A	40518	
	Rear		4818	18-CA	41918	40718A	40518	
1993-91	Front		4818		41918	40718A	40518	
	Rear		4818		41918	40718A	40518	
1990-88	Front		4818		41918	40718A	40518	
	Rear		4816		41916	40716A	40516	
<b>GTX</b>								
1971	Front					40716A		
<b>Horizon</b>								
1990-87	Front				41916 <sup>1</sup>	40716A <sup>1</sup>	40516 <sup>1</sup>	
	Rear				41918 <sup>1</sup>	40718A <sup>1</sup>	40518 <sup>1</sup>	
1986-83	Front				41916 <sup>1</sup>	40716A <sup>1</sup>	40516 <sup>1</sup>	
	Rear				41918	40718A	40518 <sup>1</sup>	
1982-78	Front				41916 <sup>1</sup>	40716A <sup>1</sup>	40516 <sup>1</sup>	
	Rear				41918 <sup>1</sup>	40718A <sup>1</sup>	40518 <sup>1</sup>	
<b>Laser</b>								
1994-92	Front					40720A		
	Rear				41920	40720A	40520	
1991-90	Front					40719A		
	Rear				41919	40719A	40519	
<b>Neon</b>								
2001-99	Driver's Side	22A	4822	22-CA	41922	40722A	40522	
	Passenger's Side	19A	4819	19-CA	41919	40719A	40519	
1998-95	Driver's Side	21A	4821	21-CA	41921	40721	40521	
	Passenger's Side	18A	4818	18-CA	41918	40718A	40518	
<b>Prowler</b>								
2001-99	Driver's Side	16A	4816	16-CA	41916	40716A	40516	
	Passenger's Side	16A	4819	19-CA	41919	40719A	40519	
1997	Driver's Side	16A	4816	16-CA	41916	40716A	40516	
	Passenger's Side	16A	4819	19-CA	41919	40719A	40519	
<b>Reliant</b>								
1989	Front		4816		41916	40716A	40516	
	Wagon Rear				41913	40713	40513	
1988-83	Front		4816		41916	40716A	40516	
	Wagon Rear				41913 <sup>1</sup>	40713 <sup>1</sup>	40513 <sup>1</sup>	
1982-81	Front		4816		41916	40716A	40516	
	Wagon Rear				41913 <sup>1</sup>	40713	40513 <sup>1</sup>	
					41913	40713	40513 <sup>1</sup>	
<b>Roadrunner</b>								
1975	Front	18A	4818	18-CA	41918	40718A	40518	
1974	Front	16A	4816	16-CA	41916	40716A	40516	
1973-71	Front					40716A		
<b>Sapporo</b>								
1983-78	Front		4817		41917 <sup>1</sup>	40717A <sup>1</sup>	40517 <sup>1</sup>	
<b>Satellite</b>								
1974-71	Front					40716A		
<b>Scamp</b>								
1983	Front				41916 <sup>1</sup>	40716A <sup>1</sup>	40516 <sup>1</sup>	
1976-75	Front				41915 <sup>1</sup>	40715 <sup>1</sup>	40515 <sup>1</sup>	
1974	Front				41915 <sup>1</sup>	40715	40515 <sup>1</sup>	

1 Use Separate Enclosed Connector


		ICON	Evolution	Clear Advantage	Excel+	Micro Edge	Direct Connect	OE Style Blade
<b>Plymouth (cont'd)</b>								
<b>Sundance</b>								
1994-87	Front		4818		41918	40718A	40518	
<b>Trailduster</b>								
1981-78	Front				41918 <sup>1</sup>	40718A <sup>1</sup>	40518 <sup>1</sup>	
1974	Front					40716A		
<b>Valiant</b>								
1976	Front				41915 <sup>1</sup>	40715 <sup>1</sup>	40515 <sup>1</sup>	
1975	Front				41915 <sup>1</sup>			
	Sedan	Front				40715 <sup>1</sup>	40515 <sup>1</sup>	
1974-72	Front				41915 <sup>1</sup>	40715 <sup>1</sup>	40515 <sup>1</sup>	
1971	Front				41916 <sup>1</sup>	40716A <sup>1</sup>	40516 <sup>1</sup>	
1970	Front				41915 <sup>1</sup>	40715 <sup>1</sup>	40515 <sup>1</sup>	
<b>Volare</b>								
1980	Front				41918 <sup>1</sup>	40718A <sup>1</sup>	40518 <sup>1</sup>	
	Coupe	Rear			41916 <sup>1</sup>	40716A <sup>1</sup>	40516 <sup>1</sup>	
	Wagon	Rear			41916 <sup>1</sup>	40716A <sup>1</sup>	40516 <sup>1</sup>	
					41916	40716A	40516 <sup>1</sup>	
1979-76	Front				41918 <sup>1</sup>	40718A <sup>1</sup>	40518 <sup>1</sup>	
<b>Voyager</b>								
2000-96	Driver's Side	28A	4828	28-CA	41928	40728	40528	
	Passenger's Side	28B	4828	28-CA	41928	40728	40528	
	Rear		4818		41918	40718A	40518	
1995	Front	22A	4822	22-CA	41922	40722A	40522	
	Rear		4818		41918	40718A	40518	
1994	Driver's Side	22A	4822	22-CA	41922	40722A	40522	
	Passenger's Side	18A	4818	18-CA	41918	40718A	40518	
	Rear		4818		41918	40718A	40518	
1993-91	Front		4818		41918	40718A	40518	
	Rear		4818		41918	40718A	40518	
1990-84	Front		4818		41918	40718A	40518	
	Rear		4816		41916	40716A	40516	
<b>Pontiac</b>								
<b>Astre</b>								
1977-75	Front				41916 <sup>1</sup>	40716A <sup>1</sup>	40516 <sup>1</sup>	
<b>Aztek</b>								
2005-02	Driver's Side	24A	4824	24-CA	41924	40724	40524	
	Passenger's Side	22A	4822	22-CA	41922	40722A	40522	
2001	Front	24A	4824	24-CA	41924	40724	40524	
<b>Bonneville</b>								
2005-00	Driver's Side	22A	4822	22-CA	41922	40722A	40522	
	Passenger's Side	22B	4822	22-CA	41922	40722A	40522	
1999-92	Front		4822		41922	40722A	40522	
1991-87	Front		4819		41919	40719A	40519	
1986-71	Front		4818		41918	40718A	40518	
<b>Catalina</b>								
1981-71	Front		4818		41918	40718A	40518	
<b>Fiero</b>								
1988-84	Front		4818		41918	40718A	40518	
<b>Firebird</b>								
2002-98	Front	24A	4824	24-CA	41924	40724	40524	
1992-91	Front		4818		41918	40718A	40518	
	Rear		4818		41918	40718A	40518	
	Coupe	Rear		18-CA				
1990	Front		4818		41918	40718A	40518	
	Rear		4818	18-CA	41918	40718A	40518	
1989	Front		4818		41918	40718A	40518	
	Rear		4818		41918	40718A	40518	
	Coupe	Rear		18-CA				
1988-82	Front		4818		41918	40718A	40518	
	Rear		4818	18-CA	41918	40718A	40518	

1 Use Separate Enclosed Connector


		ICON	Evolution	Clear Advantage	Excel+	Micro Edge	Direct Connect	OE Style Blade
<b>Pontiac (cont'd)</b>								
<b>Firebird (cont'd)</b>								
1976-75	Front, with Exposed Blades				41916		40516	
	Front		4816			40716A		
1974-70	Front, with Exposed Blades		4816		41916		40516	
	Front					40716A		
<b>Firefly</b>								
1996-95	Sedan Driver's Side	20A	4820	20-CA		40720A	40520	
	Passenger's Side	19A	4819	19-CA		40719A	40519	
1994	Sedan Driver's Side		4820			40720A	40520	
	Passenger's Side		4818			40718A	40518	
1991-89	Sedan Driver's Side		4820			40720A	40520	
	Passenger's Side		4818			40718A	40518	
<b>Grand Am</b>								
2005-99	Driver's Side	22A	4822	22-CA	41922	40722A	40522	
	Passenger's Side	17B	4817	17-CA	41917	40717A	40517	
1998-85	Front		4819		41919	40719A	40519	
1980-78	Front		4818		41918	40718A	40518	
1975-73	Front		4816		41916	40716A	40516	
<b>Grand LeMans</b>								
1981-78	Front		4818		41918	40718A	40518	
1977-75	Front		4816		41916	40716A	40516	
<b>Grand Prix</b>								
2008-97	Driver's Side	22A	4822	22-CA	41922	40722A	40522	
	Passenger's Side	22B	4822	22-CA	41922	40722A	40522	
1996-88	Front		4820		41920	40720A	40520	
1987-78	Front		4818		41918	40718A	40518	
1977-71	Front		4816		41916	40716A	40516	
<b>Grand Safari</b>								
1976-73	Front		4818		41918	40718A	40518	
<b>Grandville</b>								
1975-72	Front		4818		41918	40718A	40518	
<b>GTO</b>								
2006-04	Driver's Side	22A	4822	22-CA	41922	40722A	40522	
	Passenger's Side	20B	4820	20-CA	41920	40720A	40520	
1973-70	Front					40716A		
<b>G5</b>								
2009-07	Driver's Side	22A	4822	22-CA	41922	40722A	40522	
	Passenger's Side	17A	4817	17-CA	41917	40717A	40517	
<b>G6</b>								
2010-05	Front	441 <sup>2</sup>						
	Driver's Side	24OE	4842	24OE-CA				
	Passenger's Side	21OE	4840	21OE-CA				
<b>J2000</b>								
1983-82	Front		4816		41916	40716A	40516	
	Rear		4816		41916	40716A	40516	
<b>J2000 Sunbird</b>								
1985-84	Front		4816		41916	40716A	40516	
	Rear		4816		41916	40716A	40516	
<b>LeMans</b>								
1993-88	Front	18A	4818	18-CA	41918	40718A	40518	
1981-78	Front		4818		41918	40718A	40518	
1977-70	Front		4816		41916	40716A	40516	
<b>Montana</b>								
2009-06	Driver's Side	24A	4824	24-CA	41924	40724	40524	
	Passenger's Side	22A	4822	22-CA	41922	40722A	40522	
	Rear		4816	16-CA	41916	40716A	40516	
2005	Front	24A	4824	24-CA	41924	40724	40524	
	Rear		4816		41916	40716A		
	Mini Passenger Van		4822	22-CA	41922	40722A	40522	
				16-CA			40516	

		ICON	Evolution	Clear Advantage	Excel+	Micro Edge	Direct Connect	OE Style Blade
<b>Pontiac (cont'd)</b>								
<b>Montana (cont'd)</b>								
2004-99	Front	<b>24A</b>	<b>4824</b>	<b>24-CA</b>	<b>41924</b>	<b>40724</b>	<b>40524</b>	
	Rear		<b>4816</b>	<b>16-CA</b>	<b>41916</b>	<b>40716A</b>	<b>40516</b>	
<b>Parisienne</b>								
1986-76	Front		<b>4818</b>		<b>41918</b>	<b>40718A</b>	<b>40518</b>	
1974	Front		<b>4818</b>		<b>41918</b>	<b>40718A</b>	<b>40518</b>	
<b>Phoenix</b>								
1984-80	Front		<b>4818</b>		<b>41918</b>	<b>40718A</b>	<b>40518</b>	
1979-77	Front				<b>41916<sup>1</sup></b>	<b>40716A<sup>1</sup></b>	<b>40516<sup>1</sup></b>	
<b>Safari</b>								
1989-87	Front		<b>4819</b>		<b>41919</b>	<b>40719A</b>	<b>40519</b>	
1976	Front		<b>4818</b>		<b>41918</b>	<b>40718A</b>	<b>40518</b>	
1970	Front					<b>40716A</b>		
<b>Solstice</b>								
2009-06	Driver's Side	<b>16A</b>	<b>4816</b>	<b>16-CA</b>	<b>41916</b>	<b>40716A</b>	<b>40516</b>	
	Passenger's Side	<b>22B</b>	<b>4822</b>	<b>22-CA</b>	<b>41922</b>	<b>40722A</b>	<b>40522</b>	
<b>Sunbird</b>								
1994-89	Front		<b>4816</b>		<b>41916</b>	<b>40716A</b>	<b>40516</b>	
1988-86	Front		<b>4816</b>		<b>41916</b>	<b>40716A</b>	<b>40516</b>	
	Rear		<b>4816</b>		<b>41916</b>	<b>40716A</b>	<b>40516</b>	
1980-76	Front				<b>41916<sup>1</sup></b>	<b>40716A<sup>1</sup></b>	<b>40516<sup>1</sup></b>	
<b>Sunfire</b>								
2005-95	Driver's Side	<b>22A</b>	<b>4822</b>	<b>22-CA</b>	<b>41922</b>	<b>40722A</b>	<b>40522</b>	
	Passenger's Side	<b>17B</b>	<b>4817</b>	<b>17-CA</b>	<b>41917</b>	<b>40717A</b>	<b>40517</b>	
<b>Tempest</b>								
1991-87	Front	<b>18A</b>	<b>4818</b>	<b>18-CA</b>	<b>41918</b>	<b>40718A</b>	<b>40518</b>	
<b>Torrent</b>								
2009-06	Driver's Side	<b>24A</b>	<b>4824</b>	<b>24-CA</b>	<b>41924</b>	<b>40724</b>	<b>40524</b>	
	Passenger's Side	<b>19A</b>	<b>4819</b>	<b>19-CA</b>	<b>41919</b>	<b>40719A</b>	<b>40519</b>	
	Rear			<b>15-CA</b>	<b>41915</b>	<b>40715</b>	<b>40515</b>	
<b>Trans Sport</b>								
1999	Rear		<b>4816</b>	<b>16-CA</b>	<b>41916</b>	<b>40716A</b>	<b>40516</b>	
1998-97	Front	<b>24A</b>	<b>4824</b>	<b>24-CA</b>	<b>41924</b>	<b>40724</b>	<b>40524</b>	
	Rear		<b>4816</b>	<b>16-CA</b>	<b>41916</b>	<b>40716A</b>	<b>40516</b>	
1996-95	Front		<b>4824</b>		<b>41924</b>	<b>40724</b>	<b>40524</b>	
	Rear				<b>41913</b>	<b>40713</b>	<b>40513</b>	
1994-92	Front		<b>4824</b>		<b>41924</b>	<b>40724</b>	<b>40524</b>	
	Rear				<b>41913</b>	<b>40713</b>		
	Mini Passenger Van						<b>40513</b>	
1991-90	Front		<b>4824</b>		<b>41924</b>	<b>40724</b>	<b>40524</b>	
	Rear				<b>41913</b>	<b>40713</b>	<b>40513</b>	
<b>T1000</b>								
1987-84	Front		<b>4816</b>		<b>41916</b>	<b>40716A</b>	<b>40516</b>	
1983-82	Front		<b>4816</b>		<b>41916</b>	<b>40716A</b>	<b>40516</b>	
	Rear		<b>4816</b>		<b>41916</b>	<b>40716A</b>	<b>40516</b>	
1981	Front				<b>41916<sup>1</sup></b>	<b>40716A<sup>1</sup></b>	<b>40516<sup>1</sup></b>	
	Rear		<b>4816</b>		<b>41916</b>	<b>40716A</b>	<b>40516</b>	
<b>Ventura</b>								
1977-75	Front				<b>41916<sup>1</sup></b>	<b>40716A<sup>1</sup></b>	<b>40516<sup>1</sup></b>	
1974-72	Front				<b>41916<sup>1</sup></b>	<b>40716A</b>	<b>40516<sup>1</sup></b>	
<b>Vibe</b>								
2010	Rear							<b>H281</b>
2009	Driver's Side	<b>26A</b>	<b>4826</b>	<b>26-CA</b>	<b>41926</b>	<b>40726</b>	<b>40526</b>	
	Passenger's Side	<b>17A</b>	<b>4817</b>	<b>17-CA</b>	<b>41917</b>	<b>40717A</b>	<b>40517</b>	
	Rear							<b>H281</b>
2008-03	Driver's Side	<b>21A</b>	<b>4821</b>	<b>21-CA</b>	<b>41921</b>	<b>40721</b>	<b>40521</b>	
	Passenger's Side	<b>18A</b>	<b>4818</b>	<b>18-CA</b>	<b>41918</b>	<b>40718A</b>	<b>40518</b>	
	Rear							<b>H281</b>

1 Use Separate Enclosed Connector


			ICON	Evolution	Clear Advantage	Excel+	Micro Edge	Direct Connect	OE Style Blade
<b>Pontiac (cont'd)</b>									
<b>6000</b>									
1991-84	Front			4818		41918	40718A	40518	
Wagon	Rear			4816		41916	40716A	40516	
<b>Porsche</b>									
<b>Boxster</b>									
2011-05	Front								3397001582 <sup>2,9</sup>
2004-97	Front	22A	4822	22-CA	41922	40722A	40522		3397001582 <sup>2,9</sup>
<b>Cayenne</b>									
2014-12	Rear								A360H
2011	Rear								H772
2010-08	Front								3397009034 <sup>2</sup>
	Rear								H772
2006-03	Front								3397118942 <sup>2</sup>
	Rear								H772
<b>Cayman</b>									
2011-10	Hatchback	Front							3397001582 <sup>2,9</sup>
2009	Front								3397001582 <sup>2,9</sup>
2008	Hatchback	Front							3397001582 <sup>2,9</sup>
2007-06	Front								3397001582 <sup>2,9</sup>
<b>911</b>									
2012	Front								3397001582 <sup>2,9</sup>
	Rear		4842	240E-CA					
2011	Front								3397001582 <sup>2,9</sup>
Coupe	Rear		4842	240E-CA					
2010-09	Front								3397001582 <sup>2,9</sup>
	Rear		4842	240E-CA					
2008-06	Front								3397001582 <sup>2,9</sup>
Coupe	Rear		4842	240E-CA					
2005	Front	22A	4822		41922	40722A			3397001582 <sup>2,9</sup>
	Rear		4822		41922	40722A			
Coupe	Rear			22-CA			40522		
2004-99	Front	22A	4822	22-CA	41922	40722A	40522		3397001582 <sup>2,9</sup>
	Rear		4822	22-CA	41922	40722A	40522		
1995	Front								3397001472 <sup>2</sup>
1994	Coupe	Front							3397001472 <sup>2</sup>
1993-90	Front				41913	40713	40513		
Coupe	Rear		4816	16-CA	41916	40716A	40516		
Targa	Rear		4816	16-CA	41916	40716A	40516		
1989	Front				41913	40713	40513		
	Rear		4816	16-CA	41916	40716A	40516		
1988-86	Front				41913	40713	40513		
1985-84	Front				41913	40713	40513		
Coupe	Rear		4816	16-CA	41916	40716A	40516		
1983	Front				41913	40713	40513		
Coupe	Rear		4816	16-CA	41916	40716A	40516		
Targa	Rear		4816	16-CA	41916	40716A	40516		
1982-66	Front				41913	40713	40513		
	Rear		4816	16-CA	41916	40716A	40516		
<b>912</b>									
1976	Front					40713			
<b>914</b>									
1975-71	Front					40713			
<b>924</b>									
1988-87	Front								3397118506 <sup>2</sup>
	Rear				41918	40718A	40518		
1982-81	Front				41920 <sup>1</sup>	40720A <sup>1</sup>	40520 <sup>1</sup>		3397118506 <sup>2</sup>
	Rear				41918	40718A	40518		
1980-77	Front				41920 <sup>1</sup>	40720A <sup>1</sup>	40520 <sup>1</sup>		3397118506 <sup>2</sup>
<b>928</b>									
1995-93	Front	19A	4819	19-CA	41919	40719A	40519		
	Rear				41919 <sup>1</sup>	40719A <sup>1</sup>	40519 <sup>1</sup>		

1 Use Separate Enclosed Connector  
2 Set  
9 Passenger side, curved


		ICON	Evolution	Clear Advantage	Excel+	Micro Edge	Direct Connect	OE Style Blade
<b>Porsche (cont'd)</b>								
<b>928 (cont'd)</b>								
1991-83	Front				41920 <sup>1</sup>	40720A <sup>1</sup>	40520 <sup>1</sup>	3397118541 <sup>2</sup>
	Rear				41919 <sup>1</sup>	40719A <sup>1</sup>	40519 <sup>1</sup>	
1982	Front					40720A		3397118541 <sup>2</sup>
	Rear				41919 <sup>1</sup>	40719A <sup>1</sup>	40519 <sup>1</sup>	
1981	Front					40720A		3397118541 <sup>2</sup>
1980-78	Front							3397118541 <sup>2</sup>
<b>930</b>								
1979-78	Front					40713		
<b>944</b>								
1991-89	Front				41920 <sup>1</sup>	40720A <sup>1</sup>	40520 <sup>1</sup>	3397118541 <sup>2</sup>
	Coupe Rear				41919	40719A	40519	
1988-87	Front				41920 <sup>1</sup>	40720A <sup>1</sup>	40520 <sup>1</sup>	3397118541 <sup>2</sup>
	Rear				41919	40719A	40519	
1986-83	Front				41920 <sup>1</sup>	40720A <sup>1</sup>	40520 <sup>1</sup>	3397118541 <sup>2</sup>
	Rear					40719A <sup>1</sup>	40519 <sup>1</sup>	
<b>968</b>								
1995-92	Front	19A	4819	19-CA	41919	40719A	40519	
<b>Ram</b>								
<b>ProMaster 1500</b>								
2014	Driver's Side	22A	4822	22-CA	41922	40722A	40522	
	Passenger's Side	22B	4822	22-CA	41922	40722A	40522	
<b>Ram Pickup (D, W Series)</b>								
2014-13	Driver's Side	22A	4822	22-CA	41922	40722A	40522	
	Passenger's Side	22B	4822	22-CA	41922	40722A	40522	
2012	Driver's Side	22A	4822	22-CA	41922	40722A	40522	
	Passenger's Side	22B	4822	22-CA	41922	40722A	40522	
	Crew Cab Pickup Driver's Side	22A	4822	22-CA	41922	40722A	40522	
	Passenger's Side	22B	4822	22-CA	41922	40722A	40522	
	Extended Crew Cab Pickup Driver's Side	22A	4822	22-CA	41922	40722A	40522	
	Passenger's Side	22B	4822	22-CA	41922	40722A	40522	
	Standard Cab Pickup Driver's Side	22A	4822	22-CA	41922	40722A	40522	
	Passenger's Side	22B	4822	22-CA	41922	40722A	40522	
2011	Driver's Side	22A	4822	22-CA	41922	40722A	40522	
	Passenger's Side	22B	4822	22-CA	41922	40722A	40522	
<b>Renault</b>								
<b>Alliance</b>								
1987-84	Front		4818		41918	40718A	40518	
<b>Encore</b>								
1986-84	Front		4818		41918	40718A	40518	
<b>Fuego</b>								
1985-84	Front					40719A		
1983	Front				41919 <sup>1</sup>	40719A <sup>1</sup>	40519 <sup>1</sup>	
<b>LeCar</b>								
1983-80	Front				41913	40713	40513	
1979-77	Front					40713		
<b>R5</b>								
1976	Front				41913	40713	40513	
<b>R10</b>								
1969-68	Front					40716A		
<b>R15</b>								
1976	Front	18A	4818	18-CA	41918	40718A	40518	
1975	Front	16A	4816	16-CA	41916	40716A	40516	
1974	Front			16-CA		40716A		
<b>R17</b>								
1979-78	Front	18A	4818	18-CA	41918	40718A	40518	
1977	Front	18A	4818	18-CA	41918	40718A	40518	


1 Use Separate Enclosed Connector  
2 Set




		ICON	Evolution	Clear Advantage	Excel+	Micro Edge	Direct Connect	OE Style Blade
<b>Renault (cont'd)</b>								
<b>R17 (cont'd)</b>								
1976	Front	16A	4816	16-CA	41916	40716A	40516	3397118506 <sup>2</sup>
1974-73	Front	16A	4816	16-CA	41916	40716A	40516	3397118506 <sup>2</sup>
<b>R18</b>								
1981	Front	16A	4816	16-CA	41916	40716A	40516	
<b>R18i</b>								
1986-84	Front					40716A		
	Rear					40716A		
1983-81	Front	16A	4816	16-CA	41916	40716A	40516	
<b>Saab</b>								
<b>9-2X</b>								
2006-05	Front							3397118427 <sup>2</sup>
	Driver's Side	22A	4822	22-CA	41922	40722A	40522	
	Passenger's Side	17B	4817	17-CA	41917	40717A	40517	
	Rear							H354
<b>9-3</b>								
2011-09	Front	24OE						
	Wagon							H840
2008	Front	22OE	4841	22OE-CA				
	Sedan					40722A		
	Wagon							H840
2007	Front				41922			
	Sedan	22A	4822	22-CA		40722A	40522	3397118451 <sup>2</sup>
	Wagon	22A	4822	22-CA		40722A	40522	3397118451 <sup>2</sup>
	Rear							H840
2006	Front				41922			
	Sedan	22A	4822	22-CA		40722A	40522	3397118451 <sup>2</sup>
	Wagon	22A	4822	22-CA		40722A	40522	3397118451 <sup>2</sup>
2005-04	Front				41922			
	Sedan	22A	4822	22-CA		40722A	40522	3397118451 <sup>2</sup>
2003	Front	21A						
	Convertible		4821	21-CA	41921	40721	40521	
	Sedan		4822	22-CA	41922	40722A	40522	3397118451 <sup>2</sup>
2002-99	Front	21A	4821	21-CA	41921 <sup>1</sup>	40721	40521	
	Hatchback		4820	20-CA	41920	40720A	40520	
<b>9-3X</b>								
2011-10	Front	24OE						
	Rear							H840
<b>9-5</b>								
2011-10	Driver's Side		4824	24-CA	41924	40724	40524	
	Passenger's Side		4821	21-CA	41921	40721	40521	
2008	Driver's Side	22A				40722A		
	Passenger's Side	22B				40722A		
2007-06	Driver's Side	22A				40722A		
	Passenger's Side	22B				40722A		
	Sedan		4822	22-CA	41922		40522	3397118451 <sup>2</sup>
2005-01	Front							3397118451 <sup>2</sup>
	Driver's Side	22A	4822	22-CA	41922	40722A	40522	
	Passenger's Side	22B	4822	22-CA	41922	40722A	40522	
	Wagon							H351
2000-99	Front							3397118451 <sup>2</sup>
	Driver's Side	22A	4822	22-CA	41922	40722A	40522	
	Passenger's Side	22B	4822	22-CA	41922	40722A	40522	
<b>9-7x</b>								
2009-05	Front							3397118451 <sup>2</sup>
	Driver's Side	22A	4822	22-CA	41922	40722A	40522	
	Passenger's Side	22B	4822	22-CA	41922	40722A	40522	
	Rear							H300
<b>95</b>								
1970-68	Front				41913	40713	40513	


1 Use Separate Enclosed Connector  
2 Set

		ICON	Evolution	Clear Advantage	Excel+	Micro Edge	Direct Connect	OE Style Blade
<b>Saab (cont'd)</b>								
<b>99</b>								
1980-79	Front					40715		
1978-76	Hatchback Front					40715		
	Sedan Front					40715		
1975	Front					40715		
<b>900</b>								
1998-95	Front							3397118401 <sup>2</sup>
	Driver's Side	21A	4821	21-CA	41921	40721	40521	
	Passenger's Side	21B	4821	21-CA	41921	40721	40521	
	Hatchback Rear		4820	20-CA	41920	40720A	40520	
1994	Front	21A						
	Convertible Front		4818	18-CA	41918	40718A	40518	
	Hatchback Front		4821	21-CA	41921	40721	40521	3397118401 <sup>2</sup>
	Rear		4820	20-CA	41920	40720A	40520	
1993-91	Front	16A						
	Convertible Front		4818	18-CA	41918	40718A	40518	
	Hatchback Front		4816	16-CA	41916	40716A	40516	
	Sedan Front		4816	16-CA	41916	40716A	40516	
1990	Front	16A	4816		41916	40716A	40516	
	Hatchback Front			16-CA				
	Sedan Front			16-CA				
1989-84	Front	16A	4816	16-CA	41916	40716A	40516	
1983-79	Front					40716A		
<b>9000</b>								
1998-96	Front	21A				40721		3397118401 <sup>2</sup>
	Rear		4821	21-CA	41921	40721	40521	
1995	Front	21A				40721		3397118401 <sup>2</sup>
	Rear					40721		
	Hatchback Rear		4821	21-CA	41921		40521	
1994	Front					40721		3397118401 <sup>2</sup>
	Rear					40721		
	Hatchback Rear		4821	21-CA	41921		40521	
1993-91	Front			21-CA		40721		3397118401 <sup>2</sup>
	Rear			21-CA		40721		
	Hatchback Rear		4821		41921		40521	
1990-86	Front		4821	21-CA	41921	40721	40521	3397118401 <sup>2</sup>
	Rear		4821	21-CA	41921	40721	40521	
<b>Saturn</b>								
<b>Astra</b>								
2009-08	Driver's Side	22OE						
	Passenger's Side	19OE						
<b>Aura</b>								
2009-08	Driver's Side	24OE						
	Passenger's Side	21OE						
2007	Driver's Side	24OE	4842	24OE-CA				
	Passenger's Side	21OE	4840	21OE-CA				
<b>Ion</b>								
2007-03	Driver's Side	22A	4822	22-CA	41922	40722A	40522	
	Passenger's Side	19B	4819	19-CA	41919	40719A	40519	
<b>LS</b>								
2000	Front	19A	4819	19-CA	41919	40719A	40519	
<b>LS1</b>								
2000	Front	19A	4819	19-CA	41919	40719A	40519	
<b>LS2</b>								
2000	Front	19A	4819	19-CA	41919	40719A	40519	
<b>LW1</b>								
2000	Front	19A	4819	19-CA	41919	40719A	40519	
	Rear			13-CA	41913	40713	40513	
<b>LW2</b>								
2000	Front	19A	4819		41919	40719A		
	Rear			13-CA	41913	40713	40513	

		ICON	Evolution	Clear Advantage	Excel+	Micro Edge	Direct Connect	OE Style Blade
<b>Saturn (cont'd)</b>								
<b>LW200</b>								
2003-01	Front	19A	4819	19-CA	41919	40719A	40519	
	Rear			13-CA	41913	40713	40513	
<b>LW300</b>								
2003-01	Front	19A	4819	19-CA	41919	40719A	40519	
	Rear			13-CA	41913	40713	40513	
<b>L100</b>								
2002-01	Front	19A	4819	19-CA	41919	40719A	40519	
<b>L200</b>								
2003-01	Front	19A	4819	19-CA	41919	40719A	40519	
<b>L300</b>								
2005-01	Front	19A	4819	19-CA	41919	40719A	40519	
<b>Outlook</b>								
2010	Driver's Side	24OE	4842					
	Passenger's Side	21OE	4840					
2009-07	Driver's Side	24OE	4842	24OE-CA				
	Passenger's Side	21OE	4840	21OE-CA				
<b>Relay</b>								
2007-05	Driver's Side	24A	4824	24-CA	41924	40724	40524	
	Passenger's Side	22A	4822	22-CA	41922	40722A	40522	
	Rear		4816	16-CA	41916	40716A	40516	
<b>SC</b>								
1992-91	Driver's Side	22A	4822	22-CA	41922	40722A	40522	
	Passenger's Side	21B	4821	21-CA	41921	40721	40521	
	Rear		4816	16-CA	41916	40716A	40516	
<b>SC1</b>								
2002-96	Driver's Side	22A	4822	22-CA	41922	40722A	40522	
	Passenger's Side	21B	4821	21-CA	41921	40721	40521	
	Rear			15-CA	41915	40715	40515	
1995-93	Driver's Side	22A	4822	22-CA	41922	40722A	40522	
	Passenger's Side	21B	4821	21-CA	41921	40721	40521	
	Rear		4816	16-CA	41916	40716A	40516	
<b>SC2</b>								
2002-96	Driver's Side	22A	4822	22-CA	41922	40722A	40522	
	Passenger's Side	21B	4821	21-CA	41921	40721	40521	
	Rear			15-CA	41915	40715	40515	
1995-93	Driver's Side	22A	4822	22-CA	41922	40722A	40522	
	Passenger's Side	21B	4821	21-CA	41921	40721	40521	
	Rear		4816	16-CA	41916	40716A	40516	
<b>Sky</b>								
2009-07	Driver's Side	16A	4816	16-CA	41916	40716A	40516	
	Passenger's Side	22B	4822	22-CA	41922	40722A	40522	
<b>SL</b>								
2002-91	Driver's Side	22A	4822	22-CA	41922	40722A	40522	
	Passenger's Side	21B	4821	21-CA	41921	40721	40521	
<b>SL1</b>								
2002-91	Driver's Side	22A	4822	22-CA	41922	40722A	40522	
	Passenger's Side	21B	4821	21-CA	41921	40721	40521	
<b>SL2</b>								
2002-91	Driver's Side	22A	4822	22-CA	41922	40722A	40522	
	Passenger's Side	21B	4821	21-CA	41921	40721	40521	
<b>SW1</b>								
1999-96	Driver's Side	22A	4822	22-CA	41922	40722A	40522	
	Passenger's Side	21B	4821	21-CA	41921	40721	40521	
	Rear			15-CA	41915	40715	40515	
1995	Driver's Side	22A	4822	22-CA	41922	40722A	40522	
	Passenger's Side	21B	4821	21-CA	41921	40721	40521	
	Rear		4816	16-CA	41916	40716A	40516	
1994-93	Driver's Side					40722A		
	Passenger's Side					40721		
	Rear					40716A		

		ICON	Evolution	Clear Advantage	Excel+	Micro Edge	Direct Connect	OE Style Blade
								
<b>Saturn (cont'd)</b>								
<b>SW2</b>								
2001-96	Driver's Side	22A	4822	22-CA	41922	40722A	40522	
	Passenger's Side	21B	4821	21-CA	41921	40721	40521	
	Rear			15-CA	41915	40715	40515	
1995-93	Driver's Side	22A	4822	22-CA	41922	40722A	40522	
	Passenger's Side	21B	4821	21-CA	41921	40721	40521	
	Rear		4816	16-CA	41916	40716A	40516	
<b>Vue</b>								
2010	Driver's Side	24A	4824		41924	40724		
	Passenger's Side	16A	4816		41916	40716A		
2009-08	Driver's Side	24A	4824	24-CA	41924	40724	40524	
	Passenger's Side	16A	4816	16-CA	41916	40716A	40516	
2007-06	Driver's Side	24A	4824	24-CA	41924	40724	40524	
	Passenger's Side	19A	4819	19-CA	41919	40719A	40519	
	Rear					40710		
2005-02	Driver's Side	24A	4824	24-CA	41924	40724	40524	
	Passenger's Side	19A	4819	19-CA	41919	40719A	40519	
	Rear					40710	40511 <sup>1</sup>	
<b>Scion</b>								
<b>FR-S</b>								
2014-13	Driver's Side	22A	4822	22-CA	41922	40722A	40522	
	Passenger's Side	20B	4820	20-CA	41920	40720A	40520	
<b>iQ</b>								
2014	Rear							H281
2013-12	Driver's Side	24A	4824	24-CA	41924	40724	40524	
	Passenger's Side	18A	4818	18-CA	41918	40718A	40518	
	Rear							H281
<b>tC</b>								
2013-11	Driver's Side	24A	4824	24-CA	41924	40724	40524	
	Passenger's Side	18A	4818	18-CA	41918	40718A	40518	
2010-05	Driver's Side	26A	4826	26-CA	41926	40726	40526	
	Passenger's Side	16A	4816	16-CA	41916	40716A	40516	
<b>xA</b>								
2006-04	Driver's Side	24A	4824	24-CA	41924	40724	40524	
	Passenger's Side	16A	4816	16-CA	41916	40716A	40516	
	Rear							H307
<b>xB</b>								
2014	Rear							H352
2013-08	Driver's Side	22B	4822	22-CA	41922	40722A	40522	
	Passenger's Side	20B	4820	20-CA	41920	40720A	40520	
	Rear							H352
2006-04	Front	20B	4820	20-CA	41920	40720A	40520	
<b>xD</b>								
2013-12	Driver's Side	26A		26-CA	41926	40726	40526	
	Passenger's Side	13A		13-CA	41913	40713	40513	
2011-08	Driver's Side	26A	4826	26-CA	41926	40726	40526	
	Passenger's Side	13A	4813	13-CA	41913	40713	40513	
<b>Smart</b>								
<b>Fortwo</b>								
2010-05	Front							3397007294 <sup>2</sup>
	Driver's Side	240E	4842	240E-CA				
	Passenger's Side	220E	4841	220E-CA				


1 Use Separate Enclosed Connector  
2 Set

			ICON	Evolution	Clear Advantage	Excel+	Micro Edge	Direct Connect	OE Style Blade
<b>Sterling</b>									
<b>825</b>									
1988-87	Front		19A	4819	19-CA	41919	40719A	40519	
<b>827</b>									
1991-89	Front		19A	4819	19-CA	41919	40719A	40519	
	Rear			4819	19-CA	41919	40719A	40519	
<b>Subaru</b>									
<b>Baja</b>									
2006-03	Driver's Side		22A	4822	22-CA	41922	40722A	40522	
	Passenger's Side		20A	4820	20-CA	41920	40720A	40520	
<b>Brat</b>									
1987-86	Front					41917 <sup>1</sup>	40717A <sup>1</sup>	40517 <sup>1</sup>	
1985-81	Front			4817		41917 <sup>1</sup>	40717A <sup>1</sup>	40517 <sup>1</sup>	
1980	Front			4817		41913 <sup>1</sup>	40713 <sup>1</sup>	40513 <sup>1</sup>	
1979-78	Front					41913 <sup>1</sup>	40713 <sup>1</sup>	40513 <sup>1</sup>	
<b>BRZ</b>									
2014-13	Driver's Side		22A	4822	22-CA	41922	40722A	40522	
	Passenger's Side		20B	4820	20-CA	41920	40720A	40520	
<b>B9 Tribeca</b>									
2007-06	Rear								H354
<b>DL</b>									
1989-86	Front					41917 <sup>1</sup>	40717A <sup>1</sup>	40517 <sup>1</sup>	
	Coupe Rear					41916 <sup>1</sup>	40716A <sup>1</sup>	40516 <sup>1</sup>	
	Wagon Rear					41916 <sup>1</sup>	40716A <sup>1</sup>	40516 <sup>1</sup>	
1985-80	Front			4817		41917 <sup>1</sup>	40717A <sup>1</sup>	40517 <sup>1</sup>	
	Wagon Rear			4816		41916	40716A	40516	
1979-77	Front					41913	40713	40513	
	Coupe Rear						40711	40511	
	Wagon Rear						40711	40511	
1976	Front					41913	40713	40513	
	Wagon Rear						40711	40511	
1975	Front					41913	40713	40513	
	Wagon Rear						40711		
1974	Front					41913	40713	40513	
	Rear						40711		
<b>Forester</b>									
2014	Wagon Driver's Side		26A	4826	26-CA	41926	40726	40526	
	Wagon Passenger's Side		17B	4817	17-CA	41917	40717A	40517	
2013	Driver's Side		24A						
	Passenger's Side		18B						
	Rear								H354
2012-09	Driver's Side		24A	4824	24-CA	41924	40724	40524	
	Passenger's Side		18B	4818	18-CA	41918	40718A	40518	
	Rear								H354
2008-06	Driver's Side		22A	4822	22-CA	41922	40722A	40522	
	Passenger's Side		19B	4819	19-CA	41919	40719A	40519	
	Rear								H354
2005-04	Driver's Side		22A	4822	22-CA	41922	40722A	40522	
	Passenger's Side		19B	4819	19-CA	41919	40719A	40519	
	Rear								H410
2003	Driver's Side		22A	4822	22-CA	41922	40722A	40522	
	Passenger's Side		19B	4819	19-CA	41919	40719A	40519	
	Rear			4816	16-CA	41916	40716A	40516	
<b>GF</b>									
1978-75	Front					41913	40713	40513	


1 Use Separate Enclosed Connector

		ICON	Evolution	Clear Advantage	Excel+	Micro Edge	Direct Connect	OE Style Blade
<b>Subaru (cont'd)</b>								
<b>GL</b>								
1989-88	Front				41917 <sup>1</sup>	40717A <sup>1</sup>		
	Rear				41916 <sup>1</sup>	40716A <sup>1</sup>		
Hatchback	Front		4817				40517 <sup>1</sup>	
	Rear						40516 <sup>1</sup>	
Sedan	Front		4817				40517 <sup>1</sup>	
Wagon	Front		4817				40517 <sup>1</sup>	
	Rear						40516 <sup>1</sup>	
1987-86	Front				41917 <sup>1</sup>	40717A <sup>1</sup>	40517 <sup>1</sup>	
	Rear				41916 <sup>1</sup>	40716A <sup>1</sup>	40516 <sup>1</sup>	
Hatchback	Front		4817					
	Rear							
Sedan	Front		4817					
Wagon	Front		4817					
1985-81	Front		4817		41917 <sup>1</sup>	40717A <sup>1</sup>	40517 <sup>1</sup>	
	Rear		4816		41916	40716A	40516	
Hatchback	Front		4816		41916	40716A	40516	
	Rear		4816		41916	40716A	40516	
Wagon	Front		4817		41917 <sup>1</sup>	40717A <sup>1</sup>	40517 <sup>1</sup>	
	Rear		4816		41916	40716A	40516	
1980	Front		4817		41917 <sup>1</sup>	40717A <sup>1</sup>	40517 <sup>1</sup>	
	Rear		4816		41916	40716A	40516	
1979	Sedan		4816		41913	40713	40513	
	Wagon					40711		
<b>GLF</b>								
1982-80	Front		4817		41917 <sup>1</sup>	40717A <sup>1</sup>	40517 <sup>1</sup>	
<b>GL-10</b>								
1989-86	Front				41917 <sup>1</sup>	40717A <sup>1</sup>	40517 <sup>1</sup>	
	Rear				41916 <sup>1</sup>	40716A <sup>1</sup>	40516 <sup>1</sup>	
1985	Front		4817		41917 <sup>1</sup>	40717A <sup>1</sup>	40517 <sup>1</sup>	
	Rear		4816		41916	40716A	40516	
<b>Impreza</b>								
2014-13	Driver's Side	24A	4824	24-CA	41924	40724	40524	
	Passenger's Side	16A	4816	16-CA	41916	40716A	40516	
2012-09	Driver's Side	24A	4824	24-CA	41924	40724	40524	
	Passenger's Side	16A	4816	16-CA	41916	40716A	40516	
Wagon	Front							H410
	Rear							
2008	Driver's Side	24A	4824	24-CA	41924	40724	40524	
	Passenger's Side	16A	4816	16-CA	41916	40716A	40516	
Wagon	Front							H354
	Rear							
2007-05	Driver's Side	22A	4822	22-CA	41922	40722A	40522	
	Passenger's Side	17B	4817	17-CA	41917	40717A	40517	
Wagon	Front							H354
	Rear							
2004	Driver's Side	22A	4822	22-CA	41922	40722A	40522	
	Passenger's Side	17B	4817	17-CA	41917	40717A	40517	
Wagon	Front				41915	40715	40515	H410
	Rear				41915	40715	40515	
2003-02	Driver's Side	22A	4822	22-CA	41922	40722A	40522	
	Passenger's Side	17B	4817	17-CA	41917	40717A	40517	
Wagon	Front				41915	40715	40515	
	Rear				41915	40715	40515	
2001-95	Driver's Side	21A	4821	21-CA	41921	40721	40521	
	Passenger's Side	18A	4818	18-CA	41918	40718A	40518	
Coupe	Front		4816	16-CA	41916	40716A	40516	
	Rear		4816	16-CA	41916	40716A	40516	
Wagon	Front		4816	16-CA	41916	40716A	40516	
	Rear		4816	16-CA	41916	40716A	40516	
1994-93	Driver's Side	21A	4821	21-CA	41921	40721	40521	
	Passenger's Side	18A	4818	18-CA	41918	40718A	40518	
Wagon	Front		4816	16-CA	41916	40716A	40516	
	Rear		4816	16-CA	41916	40716A	40516	
<b>Justy</b>								
1995-89	Driver's Side	18A	4818	18-CA	41918	40718A	40518	
	Passenger's Side	16A	4816	16-CA	41916	40716A	40516	
Rear	Front				41915	40715	40515	
	Rear				41913 <sup>1</sup>	40713 <sup>1</sup>	40513 <sup>1</sup>	
1988-87	Front	17A	4817	17-CA	41917 <sup>1</sup>	40717A <sup>1</sup>	40517 <sup>1</sup>	
	Rear				41913 <sup>1</sup>	40713 <sup>1</sup>	40513 <sup>1</sup>	
<b>Legacy</b>								
2014-10	Driver's Side	26A	4826	26-CA	41926	40726	40526	
	Passenger's Side	19B	4819	19-CA	41919	40719A	40519	
2009	Driver's Side	24A	4824	24-CA	41924	40724	40524	
	Passenger's Side	18B	4818	18-CA	41918	40718A	40518	

1 Use Separate Enclosed Connector

		ICON	Evolution	Clear Advantage	Excel+	Micro Edge	Direct Connect	OE Style Blade
<b>Subaru (cont'd)</b>								
<b>Legacy (cont'd)</b>								
2008-05	Driver's Side	24A	4824	24-CA	41924	40724	40524	
	Passenger's Side	18B	4818	18-CA	41918	40718A	40518	
	Wagon Rear							H354
2004-00	Driver's Side	22A	4822	22-CA	41922	40722A	40522	
	Passenger's Side	20A	4820	20-CA	41920	40720A	40520	
	Wagon Rear			15-CA	41915	40715	40515	
1999-95	Driver's Side	21A	4821	21-CA	41921	40721	40521	
	Passenger's Side	19A	4819	19-CA	41919	40719A	40519	
	Wagon Rear			15-CA	41915	40715	40515	
1994-90	Driver's Side	20A	4820	20-CA	41920	40720A	40520	
	Passenger's Side	18A	4818	18-CA	41918	40718A	40518	
	Rear			15-CA	41915	40715	40515	
<b>Loyale</b>								
1994	Front				41919 <sup>1</sup>	40719A <sup>1</sup>	40519 <sup>1</sup>	
	Rear				41916 <sup>1</sup>	40716A <sup>1</sup>	40516 <sup>1</sup>	
1993-91	Front				41919 <sup>1</sup>	40719A <sup>1</sup>	40519 <sup>1</sup>	
	Wagon Rear				41916 <sup>1</sup>	40716A <sup>1</sup>	40516 <sup>1</sup>	
1990	Front				41919 <sup>1</sup>	40719A <sup>1</sup>	40519 <sup>1</sup>	
	Coupe Rear				41916 <sup>1</sup>	40716A <sup>1</sup>	40516 <sup>1</sup>	
	Wagon Rear				41916 <sup>1</sup>	40716A <sup>1</sup>	40516 <sup>1</sup>	
<b>Outback</b>								
2014-10	Driver's Side	26A	4826	26-CA	41926	40726	40526	
	Passenger's Side	19B	4819	19-CA	41919	40719A	40519	
	Rear							H354
2009-08	Driver's Side	24A	4824	24-CA	41924	40724	40524	
	Passenger's Side	18B	4818	18-CA	41918	40718A	40518	
	Rear							H354
2007-05	Driver's Side	24A	4824	24-CA	41924	40724	40524	
	Passenger's Side	18B	4818	18-CA	41918	40718A	40518	
	Wagon Rear							H354
2004-00	Driver's Side	22A	4822	22-CA	41922	40722A	40522	
	Passenger's Side	20A	4820	20-CA	41920	40720A	40520	
	Wagon Rear			15-CA	41915	40715	40515	
<b>RX</b>								
1989	Front				41917 <sup>1</sup>	40717A <sup>1</sup>	40517 <sup>1</sup>	
<b>SVX</b>								
1997-93	Driver's Side	22A	4822	22-CA	41922	40722A	40522	
	Passenger's Side	20A	4820	20-CA	41920	40720A	40520	
	Rear		4818	18-CA	41918	40718A	40518	
1992	Driver's Side	22A	4822		41922	40722A		
	Passenger's Side	20A	4820		41920	40720A		
<b>Tribeca</b>								
2013-10	Rear							H354
2009-08	Passenger's Side					40720A	40520	
	Rear							H354
<b>WRX</b>								
2014-13	Sedan Driver's Side	24A	4824	24-CA	41924	40724	40524	
	Passenger's Side	16A	4816	16-CA	41916	40716A	40516	
	Wagon Driver's Side	24A	4824	24-CA	41924	40724	40524	
	Passenger's Side	16A	4816	16-CA	41916	40716A	40516	
<b>WRX STI</b>								
2014-13	Driver's Side	24A	4824	24-CA	41924	40724	40524	
	Passenger's Side	16A	4816	16-CA	41916	40716A	40516	
<b>XT</b>								
1986	Front				41917 <sup>1</sup>	40717A <sup>1</sup>	40517 <sup>1</sup>	
	Rear				41916 <sup>1</sup>	40716A <sup>1</sup>	40516 <sup>1</sup>	
<b>1400</b>								
1974	Front					40713		

1 Use Separate Enclosed Connector

		ICON	Evolution	Clear Advantage	Excel+	Micro Edge	Direct Connect	OE Style Blade
<b>Suzuki</b>								
<b>Aerio</b>								
2007	Driver's Side	22A	4822	22-CA	41922	40722A	40522	
	Passenger's Side	18B	4818	18-CA	41918	40718A	40518	
2006-05	Driver's Side	22A	4822	22-CA	41922	40722A	40522	
	Passenger's Side	18B	4818	18-CA	41918	40718A	40518	
	Wagon Rear							H306
2004	Driver's Side	22A	4822	22-CA	41922	40722A	40522	
	Passenger's Side	18B	4818	18-CA	41918	40718A	40518	
	Wagon Rear					40711 <sup>1</sup>	40511 <sup>1</sup>	H306
2003-02	Driver's Side	22A	4822	22-CA	41922	40722A	40522	
	Passenger's Side	18B	4818	18-CA	41918	40718A	40518	
	Wagon Rear					40711 <sup>1</sup>	40511 <sup>1</sup>	
<b>Equator</b>								
2012-09	Driver's Side	24A	4824	24-CA	41924	40724	40524	
	Passenger's Side	18A	4818	18-CA	41918	40718A	40518	
<b>Esteem</b>								
2002-98	Driver's Side	20A	4820	20-CA	41920	40720A	40520	
	Passenger's Side	18A	4818	18-CA	41918	40718A	40518	
	Wagon Rear				41913	40713	40513	
1997-95	Driver's Side	20A	4820	20-CA	41920	40720A	40520	
	Passenger's Side	18A	4818	18-CA	41918	40718A	40518	
<b>Forenza</b>								
2008-04	Driver's Side	22A	4822	22-CA	41922	40722A	40522	
	Passenger's Side	19B	4819	19-CA	41919	40719A	40519	
<b>Grand Vitara</b>								
2013	Rear							H307
2012-07	Driver's Side	19A	4819	19-CA	41919	40719A	40519	
	Passenger's Side	19B	4819	19-CA	41919	40719A	40519	
	Rear							H307
2006	Driver's Side	19A	4819	19-CA	41919	40719A	40519	
	Passenger's Side	19B	4819	19-CA	41919	40719A	40519	
	Rear			13-CA	41913	40713	40513	H307
2005	Driver's Side	19A	4819	19-CA	41919	40719A	40519	
	Passenger's Side	19B	4819	19-CA	41919	40719A	40519	
	Rear			13-CA	41913	40713	40513	
2004-99	Driver's Side	19A	4819	19-CA	41919	40719A	40519	
	Passenger's Side	19B	4819	19-CA	41919	40719A	40519	
	Rear			15-CA	41915	40715	40515	
<b>Kizashi</b>								
2012-10	Driver's Side		4824	24-CA	41924	40724	40524	
	Passenger's Side		4820	20-CA	41920	40720A	40520	
<b>Reno</b>								
2008-05	Driver's Side	22A	4822	22-CA	41922	40722A	40522	
	Passenger's Side	19A	4819	19-CA	41919	40719A	40519	
	Rear		4818	18-CA	41918	40718A	40518	
<b>Samurai</b>								
1995	Front				41913	40713		
1994-91	Front				41913	40713	40513	
1990	Front					40711 <sup>1</sup>		
1989-86	Front					40711 <sup>1</sup>	40511 <sup>1</sup>	
<b>Sidekick</b>								
1998-91	Front	16A	4816	16-CA	41916	40716A	40516	
	Rear				41915	40715	40515	
1990-89	Front				41917 <sup>1</sup>	40717A <sup>1</sup>	40517 <sup>1</sup>	
	Rear				41915	40715	40515	
<b>Swift</b>								
2001-97	Driver's Side	20A	4820	20-CA	41920	40720A	40520	
	Passenger's Side	19A	4819	19-CA	41919	40719A	40519	
1996-95	Driver's Side	20A	4820	20-CA	41920	40720A	40520	
	Passenger's Side	19A	4819	19-CA	41919	40719A	40519	
	Rear			15-CA	41915	40715	40515	


1 Use Separate Enclosed Connector




		ICON	Evolution	Clear Advantage	Excel+	Micro Edge	Direct Connect	OE Style Blade
<b>Suzuki (cont'd)</b>								
<b>Swift (cont'd)</b>								
1994-90	Driver's Side		4820		41920	40720A	40520	
	Passenger's Side		4818		41918	40718A	40518	
	Hatchback Rear			15-CA	41915	40715	40515	
1989	Driver's Side		4820		41920	40720A	40520	
	Passenger's Side		4818		41918	40718A	40518	
	Rear			15-CA	41915	40715	40515	
<b>Swift+</b>								
2009-04	Rear			15-CA	41915	40715	40515	
<b>SX4</b>								
2012-07	Driver's Side	26A		26-CA	41926	40726	40526	
	Passenger's Side	13A		13-CA	41913	40713	40513	
<b>SX4 Crossover</b>								
2012	Driver's Side	26A		26-CA	41926	40726	40526	
	Passenger's Side	13A		13-CA	41913	40713	40513	
<b>Verona</b>								
2006-04	Driver's Side	22A	4822	22-CA	41922	40722A	40522	
	Passenger's Side	20A	4820	20-CA	41920	40720A	40520	
<b>Vitara</b>								
2004	Driver's Side	19A	4819		41919	40719A		
	Passenger's Side	19B	4819		41919	40719A		
	Rear			15-CA	41915	40715	40515	
2003-99	Driver's Side	19A	4819	19-CA	41919	40719A	40519	
	Passenger's Side	19B	4819	19-CA	41919	40719A	40519	
	Rear			15-CA	41915	40715	40515	
<b>XL-7</b>								
2009-07	Driver's Side	24A	4824	24-CA	41924	40724	40524	
	Passenger's Side	19A	4819	19-CA	41919	40719A	40519	
	Rear			13-CA	41913	40713	40513	
2006-05	Driver's Side	19A	4819	19-CA	41919	40719A	40519	
	Passenger's Side	19B	4819	19-CA	41919	40719A	40519	
	Rear			13-CA	41913	40713	40513	
2004	Driver's Side	19A				40719A		
	Passenger's Side	19B				40719A		
	Rear			15-CA	41915	40715	40515	
2003-02	Driver's Side	19A	4819	19-CA	41919	40719A	40519	
	Passenger's Side	19B	4819	19-CA	41919	40719A	40519	
	Rear				41915	40715	40515	
<b>X-90</b>								
1998-96	Driver's Side	16A	4816	16-CA	41916	40716A	40516	
	Passenger's Side	18A	4818	18-CA	41918	40718A	40518	
<b>Tesla</b>								
<b>S</b>								
2014	Driver's Side	280E						
	Passenger's Side	190E						
<b>Toyota</b>								
<b>Avalon</b>								
2013	Driver's Side	260E						
	Passenger's Side	200E						
2012-05	Driver's Side	260E	4843					
	Passenger's Side	200E	4839					
2004-00	Driver's Side	24A	4824	24-CA	41924	40724	40524	
	Passenger's Side	17A	4817	17-CA	41917	40717A	40517	
1999-95	Driver's Side	21A	4821	21-CA	41921	40721	40521	
	Passenger's Side	19A	4819	19-CA	41919	40719A	40519	
<b>Camry</b>								
2014-12	Driver's Side	26A	4826	26-CA	41926	40726	40526	
	Passenger's Side	18A	4818	18-CA	41918	40718A	40518	

		ICON	Evolution	Clear Advantage	Excel+	Micro Edge	Direct Connect	OE Style Blade
<b>Toyota (cont'd)</b>								
<b>Camry (cont'd)</b>								
2011-07	Driver's Side	24A	4824	24-CA	41924	40724	40524	
	Passenger's Side	20A	4820	20-CA	41920	40720A	40520	
2006-02	Driver's Side	24A	4824	24-CA	41924	40724	40524	
	Passenger's Side	19A	4819	19-CA	41919	40719A	40519	
2001-97	Driver's Side	21A	4821	21-CA	41921	40721	40521	
	Passenger's Side	19A	4819	19-CA	41919	40719A	40519	
1996-94	Driver's Side	21A	4821	21-CA	41921	40721	40521	
	Passenger's Side	19A	4819	19-CA	41919	40719A	40519	
	Coupe Rear				41913	40713	40513	
	Wagon Rear				41913	40713	40513	
1993-92	Driver's Side	21A	4821	21-CA	41921	40721	40521	
	Passenger's Side	19A	4819	19-CA	41919	40719A	40519	
	Wagon Rear				41913	40713	40513	
1991-87	Driver's Side				41919 <sup>1</sup>	40719A <sup>1</sup>	40519 <sup>1</sup>	
	Passenger's Side				41917 <sup>1</sup>	40717A <sup>1</sup>	40517 <sup>1</sup>	
	Wagon Rear				41915 <sup>1</sup>	40715 <sup>1</sup>	40515 <sup>1</sup>	
1986-83	Front				41919 <sup>1</sup>	40719A <sup>1</sup>	40519 <sup>1</sup>	
	Hatchback Rear				41917 <sup>1</sup>	40717A <sup>1</sup>	40517 <sup>1</sup>	
<b>Carina</b>								
1973-72	Front				41915 <sup>1</sup>	40715 <sup>1</sup>	40515 <sup>1</sup>	
<b>Celica</b>								
2005-00	Driver's Side	26A	4826	26-CA	41926	40726	40526	
	Passenger's Side	16A	4816	16-CA	41916	40716A	40516	
	Rear		4820	20-CA	41920	40720A	40520	
1999-94	Driver's Side	21A	4821	21-CA	41921	40721	40521	
	Passenger's Side	20A	4820	20-CA	41920	40720A	40520	
	Rear		4820	20-CA	41920	40720A	40520	
1993-91	Front				41919 <sup>1</sup>	40719A <sup>1</sup>	40519 <sup>1</sup>	
	Coupe Rear				41921 <sup>1</sup>			
	Hatchback Rear				41921 <sup>1</sup>			
1990	Front				41919 <sup>1</sup>	40719A <sup>1</sup>	40519 <sup>1</sup>	
	Rear				41921 <sup>1</sup>			
1989-87	Driver's Side				41919 <sup>1</sup>	40719A <sup>1</sup>	40519 <sup>1</sup>	
	Passenger's Side				41917 <sup>1</sup>	40717A <sup>1</sup>	40517 <sup>1</sup>	
	Coupe Rear		4818	18-CA	41918	40718A	40518	
	Hatchback Rear		4818	18-CA	41918	40718A	40518	
1986	Driver's Side		4819		41919 <sup>1</sup>	40719A <sup>1</sup>	40519 <sup>1</sup>	
	Passenger's Side		4817		41917 <sup>1</sup>	40717A <sup>1</sup>	40517 <sup>1</sup>	
	Rear				41917 <sup>1</sup>	40717A <sup>1</sup>	40517 <sup>1</sup>	
	Hatchback Rear		4818					
1985-84	Front				41917 <sup>1</sup>	40717A <sup>1</sup>	40517 <sup>1</sup>	
	Coupe Rear				41917 <sup>1</sup>	40717A <sup>1</sup>	40517 <sup>1</sup>	
	Hatchback Rear				41917 <sup>1</sup>	40717A <sup>1</sup>	40517 <sup>1</sup>	
1983-78	Front				41917 <sup>1</sup>	40717A <sup>1</sup>	40517 <sup>1</sup>	
	Rear				41917 <sup>1</sup>	40717A <sup>1</sup>	40517 <sup>1</sup>	
1977-71	Front				41915 <sup>1</sup>	40715 <sup>1</sup>	40515 <sup>1</sup>	
<b>Corolla</b>								
2014-09	Driver's Side	26A	4826	26-CA	41926	40726	40526	
	Passenger's Side	16A	4816	16-CA	41916	40716A	40516	
2008-02	Driver's Side	24A	4824	24-CA	41924	40724	40524	
	Passenger's Side	18A	4818	18-CA	41918	40718A	40518	
2001-97	Driver's Side	20A	4820	20-CA	41920	40720A	40520	
	Passenger's Side	18A	4818	18-CA	41918	40718A	40518	
1996-93	Driver's Side	20A	4820	20-CA	41920	40720A	40520	
	Passenger's Side	18A	4818	18-CA	41918	40718A	40518	
	Wagon Rear		4816	16-CA	41916	40716A	40516	
1992	Sedan Driver's Side				41919 <sup>1</sup>	40719A <sup>1</sup>	40519 <sup>1</sup>	
	Passenger's Side				41917 <sup>1</sup>	40717A <sup>1</sup>	40517 <sup>1</sup>	
	Wagon Driver's Side				41919 <sup>1</sup>	40719A <sup>1</sup>	40519 <sup>1</sup>	
	Passenger's Side				41917 <sup>1</sup>	40717A <sup>1</sup>	40517 <sup>1</sup>	
	Rear				41913 <sup>1</sup>	40713 <sup>1</sup>	40513 <sup>1</sup>	

1 Use Separate Enclosed Connector

		ICON	Evolution	Clear Advantage	Excel+	Micro Edge	Direct Connect	OE Style Blade
<b>Toyota (cont'd)</b>								
<b>Corolla (cont'd)</b>								
1991-89	Driver's Side				41919 <sup>1</sup>	40719A <sup>1</sup>	40519 <sup>1</sup>	
	Passenger's Side				41917 <sup>1</sup>	40717A <sup>1</sup>	40517 <sup>1</sup>	
	Coupe Rear				41913 <sup>1</sup>	40713 <sup>1</sup>	40513 <sup>1</sup>	
	Wagon Rear				41913 <sup>1</sup>	40713 <sup>1</sup>	40513 <sup>1</sup>	
1988	Passenger's Side				41917 <sup>1</sup>	40717A <sup>1</sup>	40517 <sup>1</sup>	
	Coupe Driver's Side				41919 <sup>1</sup>	40719A <sup>1</sup>	40519 <sup>1</sup>	
	Rear				41913 <sup>1</sup>	40713 <sup>1</sup>	40513 <sup>1</sup>	
	Hatchback Driver's Side				41917 <sup>1</sup>			
	Rear				41913 <sup>1</sup>	40713 <sup>1</sup>	40513 <sup>1</sup>	
	Sedan Driver's Side				41919 <sup>1</sup>	40719A <sup>1</sup>	40519 <sup>1</sup>	
	Wagon Driver's Side				41919 <sup>1</sup>	40719A <sup>1</sup>	40519 <sup>1</sup>	
	Rear				41913 <sup>1</sup>	40713 <sup>1</sup>	40513 <sup>1</sup>	
1987	Driver's Side				41919 <sup>1</sup>	40719A <sup>1</sup>	40519 <sup>1</sup>	
	Passenger's Side				41917 <sup>1</sup>	40717A <sup>1</sup>	40517 <sup>1</sup>	
	Coupe Rear				41913 <sup>1</sup>	40713 <sup>1</sup>	40513 <sup>1</sup>	
	Hatchback Rear				41913 <sup>1</sup>	40713 <sup>1</sup>	40513 <sup>1</sup>	
1986	Front				41917 <sup>1</sup>	40717A <sup>1</sup>	40517 <sup>1</sup>	
	Coupe Rear				41917 <sup>1</sup>	40717A <sup>1</sup>	40517 <sup>1</sup>	
	Hatchback Rear				41917 <sup>1</sup>	40717A <sup>1</sup>	40517 <sup>1</sup>	
1985-84	Coupe Front				41917 <sup>1</sup>	40717A <sup>1</sup>	40517 <sup>1</sup>	
	Rear				41917 <sup>1</sup>	40717A <sup>1</sup>	40517 <sup>1</sup>	
	Hatchback Front				41917	40717A	40517	
	Rear				41917 <sup>1</sup>	40717A <sup>1</sup>	40517 <sup>1</sup>	
	Sedan Front				41917	40717A	40517	
1983	Front				41917 <sup>1</sup>	40717A <sup>1</sup>		
	Coupe Front						40517 <sup>1</sup>	
	Hatchback Front						40517 <sup>1</sup>	
	Rear				41917 <sup>1</sup>	40717A <sup>1</sup>	40517 <sup>1</sup>	
	Sedan Front						40517 <sup>1</sup>	
	Wagon Front						40517 <sup>1</sup>	
	Rear				41917 <sup>1</sup>	40717A <sup>1</sup>	40517 <sup>1</sup>	
1982	Front				41917 <sup>1</sup>	40717A <sup>1</sup>	40517 <sup>1</sup>	
	Hatchback Rear				41917 <sup>1</sup>	40717A <sup>1</sup>	40517 <sup>1</sup>	
	Wagon Rear				41917 <sup>1</sup>	40717A <sup>1</sup>	40517 <sup>1</sup>	
1981-80	Front				41917 <sup>1</sup>	40717A <sup>1</sup>	40517 <sup>1</sup>	
1979	Front				41917 <sup>1</sup>	40717A <sup>1</sup>		
	Hatchback Front						40517 <sup>1</sup>	
	Sedan Front						40517 <sup>1</sup>	
	Wagon Front						40517 <sup>1</sup>	
1978	Front				41917 <sup>1</sup>	40717A <sup>1</sup>		
	Coupe Front						40517 <sup>1</sup>	
	Hatchback Front						40517 <sup>1</sup>	
	Sedan Front						40517 <sup>1</sup>	
	Wagon Front						40517 <sup>1</sup>	
1977	Coupe Front				41915 <sup>1</sup>	40715 <sup>1</sup>	40515 <sup>1</sup>	
	Hardtop Front				41915 <sup>1</sup>	40715 <sup>1</sup>		
	Hatchback Front				41915 <sup>1</sup>	40715 <sup>1</sup>	40515 <sup>1</sup>	
	Rear				41913 <sup>1</sup>	40713 <sup>1</sup>	40513 <sup>1</sup>	
	Sedan Front				41915 <sup>1</sup>	40715 <sup>1</sup>	40515 <sup>1</sup>	
	Wagon Front				41917 <sup>1</sup>	40717A <sup>1</sup>	40517 <sup>1</sup>	
	Rear				41913 <sup>1</sup>	40713 <sup>1</sup>	40513 <sup>1</sup>	
1976	Coupe Front				41915 <sup>1</sup>	40715 <sup>1</sup>	40515 <sup>1</sup>	
	Rear				41913 <sup>1</sup>	40713 <sup>1</sup>	40513 <sup>1</sup>	
	Hardtop Front				41915 <sup>1</sup>	40715 <sup>1</sup>		
	Hatchback Front				41915 <sup>1</sup>	40715 <sup>1</sup>	40515 <sup>1</sup>	
	Rear				41913 <sup>1</sup>	40713 <sup>1</sup>	40513 <sup>1</sup>	
	Sedan Front				41915 <sup>1</sup>	40715 <sup>1</sup>	40515 <sup>1</sup>	
	Wagon Front				41917 <sup>1</sup>	40717A <sup>1</sup>	40517 <sup>1</sup>	
	Rear				41913 <sup>1</sup>	40713 <sup>1</sup>	40513 <sup>1</sup>	
1975	Hardtop Front				41915 <sup>1</sup>	40715 <sup>1</sup>		
	Sedan Front				41915 <sup>1</sup>	40715 <sup>1</sup>	40515 <sup>1</sup>	
	Wagon Front				41917 <sup>1</sup>	40717A <sup>1</sup>	40517 <sup>1</sup>	
	Rear				41913 <sup>1</sup>	40713 <sup>1</sup>	40513 <sup>1</sup>	


1 Use Separate Enclosed Connector

			ICON	Evolution	Clear Advantage	Excel+	Micro Edge	Direct Connect	OE Style Blade
<b>Toyota (cont'd)</b>									
<b>Corolla (cont'd)</b>									
1974	Front					41915 <sup>1</sup>	40715 <sup>1</sup>	40515 <sup>1</sup>	
	Rear					41913 <sup>1</sup>	40713 <sup>1</sup>	40513 <sup>1</sup>	
1973-70	Front					41913 <sup>1</sup>	40713 <sup>1</sup>	40513 <sup>1</sup>	
<b>Corona</b>									
1982	Hatchback	Rear				41917	40717A	40517	
	Wagon	Rear				41917	40717A	40517	
1981-79		Front				41917 <sup>1</sup>	40717A <sup>1</sup>	40517 <sup>1</sup>	
	Hatchback	Rear		4817		41917 <sup>1</sup>	40717A <sup>1</sup>	40517 <sup>1</sup>	
	Wagon	Rear		4817		41917 <sup>1</sup>	40717A <sup>1</sup>	40517 <sup>1</sup>	
1978		Front				41917 <sup>1</sup>	40717A <sup>1</sup>	40517 <sup>1</sup>	
	Wagon	Rear		4817		41917 <sup>1</sup>	40717A <sup>1</sup>	40517 <sup>1</sup>	
1977-75		Front				41915 <sup>1</sup>	40715 <sup>1</sup>	40515 <sup>1</sup>	
1974-72		Front				41915	40715		
1970	Sedan	Front					40713		
<b>Cressida</b>									
1992-89		Driver's Side				41921 <sup>1</sup>			
		Passenger's Side				41919 <sup>1</sup>	40719A <sup>1</sup>	40519 <sup>1</sup>	
1988		Front				41919 <sup>1</sup>	40719A <sup>1</sup>	40519 <sup>1</sup>	
1987-85		Front				41919 <sup>1</sup>	40719A <sup>1</sup>	40519 <sup>1</sup>	
	Wagon	Rear				41913	40713	40513	
1984-81		Front				41917 <sup>1</sup>	40717A <sup>1</sup>	40517 <sup>1</sup>	
	Wagon	Rear				41913 <sup>1</sup>	40713 <sup>1</sup>	40513 <sup>1</sup>	
1980-78		Front				41917 <sup>1</sup>	40717A <sup>1</sup>	40517 <sup>1</sup>	
	Wagon	Rear				41916 <sup>1</sup>	40716A <sup>1</sup>	40516 <sup>1</sup>	
<b>Echo</b>									
2005-00		Driver's Side	22A	4822	22-CA	41922	40722A	40522	
		Passenger's Side	13A	4813	13-CA	41913	40713	40513	
<b>FJ Cruiser</b>									
2014-13		Center				41913	40713	40513	
		Driver's Side	16A	4816	16-CA	41916	40716A	40516	
		Passenger's Side	13A	4813	13-CA	41913	40713	40513	
2012-07		Center	13A		13-CA	41913	40713	40513	
		Driver's Side	16A	4816	16-CA	41916	40716A	40516	
		Passenger's Side	13A	4813	13-CA	41913	40713	40513	
<b>Highlander</b>									
2013-08		Driver's Side	26A	4826	26-CA	41926	40726	40526	
		Passenger's Side	20A	4820	20-CA	41920	40720A	40520	
		Rear							H307
2007-01		Driver's Side	22A	4822	22-CA	41922	40722A	40522	
		Passenger's Side	19B	4819	19-CA	41919	40719A	40519	
		Rear							H307
<b>Hi-Lux</b>									
1974-73		Front					40715		
1971		Front					40715		
<b>Land Cruiser</b>									
2013		Driver's Side	24A	4824		41924	40724	40524	
		Passenger's Side	22A	4822		41922	40722A	40522	
		Rear							H307
2011-08		Driver's Side	24A	4824	24-CA	41924	40724	40524	
		Passenger's Side	22A	4822	22-CA	41922	40722A	40522	
		Rear							H307
2007-00		Driver's Side	24A	4824	24-CA	41924	40724	40524	
		Passenger's Side	22B	4822	22-CA	41922	40722A	40522	
		Rear		4816	16-CA	41916	40716A	40516	
1999-98		Front	20A	4820	20-CA	41920	40720A	40520	
		Rear		4816	16-CA	41916	40716A	40516	
1997-93		Front	18A	4818	18-CA	41918	40718A	40518	
		Rear		4816	16-CA	41916	40716A	40516	
1992-91		Front				41919 <sup>1</sup>	40719A <sup>1</sup>	40519 <sup>1</sup>	
		Rear				41915 <sup>1</sup>	40715 <sup>1</sup>	40515 <sup>1</sup>	
1990-83		Front				41917 <sup>1</sup>	40717A <sup>1</sup>	40517 <sup>1</sup>	
		Rear				41913 <sup>1</sup>	40713 <sup>1</sup>	40513 <sup>1</sup>	


1 Use Separate Enclosed Connector

		ICON	Evolution	Clear Advantage	Excel+	Micro Edge	Direct Connect	OE Style Blade
<b>Toyota (cont'd)</b>								
<b>Land Cruiser (cont'd)</b>								
1982-81	Front				41915 <sup>1</sup>	40715 <sup>1</sup>	40515 <sup>1</sup>	
	Rear					40711 <sup>1</sup>	40511 <sup>1</sup>	
1980-77	Sport Utility Front					40711 <sup>1</sup>	40511 <sup>1</sup>	
1976-75	Front					40711 <sup>1</sup>	40511 <sup>1</sup>	
1974-70	Front					40715 <sup>1</sup>		
<b>Matrix</b>								
2013-12	Rear							H307
2011-09	Driver's Side	26A	4826	26-CA	41926	40726	40526	
	Passenger's Side	17A	4817	17-CA	41917	40717A	40517	
	Rear							H307
2008-03	Driver's Side	21A	4821	21-CA	41921	40721	40521	
	Passenger's Side	18A	4818	18-CA	41918	40718A	40518	
	Rear							H281
<b>MR2</b>								
1995-93	Driver's Side	20A	4820	20-CA	41920	40720A	40520	
	Passenger's Side	19A	4819	19-CA	41919	40719A	40519	
1992-91	Front				41919 <sup>1</sup>	40719A <sup>1</sup>	40519 <sup>1</sup>	
1989-85	Front				41919 <sup>1</sup>	40719A <sup>1</sup>	40519 <sup>1</sup>	
<b>MR2 Spyder</b>								
2005	Driver's Side	20A	4820	20-CA	41920	40720A	40520	
	Passenger's Side	19A	4819	19-CA	41919	40719A	40519	
<b>Paseo</b>								
1998-92	Driver's Side	21A	4821	21-CA	41921	40721	40521	
	Passenger's Side	18B	4818	18-CA	41918	40718A	40518	
<b>Pickup</b>								
1995-93	Front	16A	4816	16-CA	41916	40716A	40516	
	Rear				41913	40713	40513	
1992-79	Front				41917 <sup>1</sup>	40717A <sup>1</sup>	40517 <sup>1</sup>	
	Rear				41913	40713	40513	
1978-75	Front				41915 <sup>1</sup>	40715 <sup>1</sup>	40515 <sup>1</sup>	
1974-73	Front					40715		
1971-70	Front					40715		
<b>Previa</b>								
1997-91	Rear				41917 <sup>1</sup>	40717A <sup>1</sup>	40517 <sup>1</sup>	
<b>Prius</b>								
2013-10	Driver's Side	26A	4826	26-CA	41926	40726	40526	
	Passenger's Side	19B	4819	19-CA	41919	40719A	40519	
	Rear							H409
2009-04	Driver's Side	26A	4826	26-CA	41926	40726	40526	
	Passenger's Side	18A	4818	18-CA	41918	40718A	40518	
	Rear							H409
2003-01	Driver's Side	24A	4824	24-CA	41924	40724	40524	
	Passenger's Side	17B	4817	17-CA	41917	40717A	40517	
<b>Prius V</b>								
2013-12	Rear							H281
<b>RAV4</b>								
2014	Driver's Side	26A	4826	26-CA	41926	40726	40526	
	Passenger's Side	16A	4816	16-CA	41916	40716A	40516	
2012	Driver's Side	24A	4824		41924	40724	40524	
	Passenger's Side	17B	4817		41917	40717A	40517	
	Rear							H307
2011-06	Driver's Side	24A	4824	24-CA	41924	40724	40524	
	Passenger's Side	17B	4817	17-CA	41917	40717A	40517	
	Rear							H307
2005-01	Driver's Side	22A	4822	22-CA	41922	40722A	40522	
	Passenger's Side	19B	4819	19-CA	41919	40719A	40519	
	Rear							H307
2000-96	Driver's Side	20A	4820	20-CA	41920	40720A	40520	
	Passenger's Side	18B	4818	18-CA	41918	40718A	40518	
	Rear				41913	40713	40513	


1 Use Separate Enclosed Connector

		ICON	Evolution	Clear Advantage	Excel+	Micro Edge	Direct Connect	OE Style Blade
<b>Toyota (cont'd)</b>								
<b>Sequoia</b>								
2014-08	Driver's Side	26OE	4843					
	Passenger's Side	22OE	4841					
2007-01	Driver's Side	19A	4819	19-CA	41919	40719A	40519	
	Passenger's Side	19B	4819	19-CA	41919	40719A	40519	
<b>Sienna</b>								
2014	Driver's Side		4828	28-CA	41928		40528	
	Passenger's Side		4820	20-CA	41920		40520	
2013	Driver's Side		4828	28-CA				
	Passenger's Side		4820	20-CA				
2012-11	Driver's Side		4828	28-CA				
	Passenger's Side		4820	20-CA				
	Rear							H409
2010-07	Driver's Side	26A	4826	26-CA	41926	40726	40526	
	Passenger's Side	19A	4819	19-CA	41919	40719A	40519	
	Rear		4816	16-CA	41916	40716A	40516	
2006	Rear, Early							H409
	Driver's Side	26A	4826	26-CA	41926	40726	40526	
	Passenger's Side	19A	4819	19-CA	41919	40719A	40519	
	Rear		4816	16-CA	41916	40716A	40516	
2005	Rear, Early							H409
	Driver's Side	26A	4826	26-CA	41926	40726	40526	
	Passenger's Side	19A	4819	19-CA	41919	40719A	40519	
	Mini Passenger Van							
	Rear, Late				41916	40716A	40516	
2004	Driver's Side	26A	4826	26-CA	41926	40726	40526	
	Passenger's Side	19A	4819	19-CA	41919	40719A	40519	
	Rear							H352
2003-98	Driver's Side	24A	4824	24-CA	41924	40724	40524	
	Passenger's Side	18A	4818	18-CA	41918	40718A	40518	
	Rear		4817	17-CA	41917	40717A	40517	
<b>Solara</b>								
2008-04	Driver's Side	24A	4824	24-CA	41924	40724	40524	
	Passenger's Side	19A	4819	19-CA	41919	40719A	40519	
2003-99	Driver's Side	22A	4822	22-CA	41922	40722A	40522	
	Passenger's Side	21A	4821	21-CA	41921	40721	40521	
<b>Starlet</b>								
1984-83	Front				41917	40717A		
	Rear				41915 <sup>1</sup>	40715 <sup>1</sup>	40515 <sup>1</sup>	
1982-81	Front				41917 <sup>1</sup>	40717A <sup>1</sup>	40517 <sup>1</sup>	
	Rear				41915 <sup>1</sup>	40715 <sup>1</sup>	40515 <sup>1</sup>	
<b>Supra</b>								
1998-94	Driver's Side	21A	4821	21-CA	41921	40721	40521	
	Passenger's Side	19A	4819	19-CA	41919	40719A	40519	
	Rear		4818	18-CA	41918	40718A	40518	
1993	Rear, Early				41917	40717A	40517	
	Rear, Late				41918	40718A	40518	
	Rear		4818	18-CA				
1992-89	Front				41919 <sup>1</sup>	40719A <sup>1</sup>	40519 <sup>1</sup>	
	Rear				41917 <sup>1</sup>	40717A <sup>1</sup>	40517 <sup>1</sup>	
1988-87	Driver's Side				41919 <sup>1</sup>	40719A <sup>1</sup>	40519 <sup>1</sup>	
	Passenger's Side				41917 <sup>1</sup>	40717A <sup>1</sup>	40517 <sup>1</sup>	
	Rear		4818	18-CA	41918	40718A	40518	
1986	Driver's Side		4819		41919 <sup>1</sup>	40719A <sup>1</sup>	40519 <sup>1</sup>	
	Passenger's Side		4817		41917 <sup>1</sup>	40717A <sup>1</sup>	40517 <sup>1</sup>	
	Rear		4818	18-CA	41918	40718A	40518	
<b>Tacoma</b>								
2014-05	Driver's Side	22A	4822	22-CA	41922	40722A	40522	
	Passenger's Side	21A	4821	21-CA	41921	40721	40521	
2004-99	Front	17A	4817	17-CA	41917	40717A	40517	
1998-95	Front	16A	4816	16-CA	41916	40716A	40516	
	Rear				41913	40713	40513	

1 Use Separate Enclosed Connector


		ICON	Evolution	Clear Advantage	Excel+	Micro Edge	Direct Connect	OE Style Blade
<b>Toyota (cont'd)</b>								
<b>Tercel</b>								
1999-91	Front	18A	4818	18-CA	41918	40718A	40518	
1990-89	Driver's Side				41919 <sup>1</sup>	40719A <sup>1</sup>	40519 <sup>1</sup>	
	Passenger's Side				41917 <sup>1</sup>	40717A <sup>1</sup>	40517 <sup>1</sup>	
1988	Hatchback Rear				41917 <sup>1</sup>	40717A <sup>1</sup>	40517 <sup>1</sup>	
	Front				41919 <sup>1</sup>	40719A <sup>1</sup>	40519 <sup>1</sup>	
	Hatchback Rear				41917 <sup>1</sup>	40717A <sup>1</sup>	40517 <sup>1</sup>	
1987	Wagon Rear				41917 <sup>1</sup>	40717A <sup>1</sup>	40517 <sup>1</sup>	
	Driver's Side				41919 <sup>1</sup>	40719A <sup>1</sup>	40519 <sup>1</sup>	
1986-83	Passenger's Side				41917 <sup>1</sup>	40717A <sup>1</sup>	40517 <sup>1</sup>	
	Hatchback Rear				41913 <sup>1</sup>	40713 <sup>1</sup>	40513 <sup>1</sup>	
	Front				41917 <sup>1</sup>	40717A <sup>1</sup>	40517 <sup>1</sup>	
1982	Rear				41913 <sup>1</sup>	40713 <sup>1</sup>	40513 <sup>1</sup>	
	Front				41917 <sup>1</sup>	40717A <sup>1</sup>	40517 <sup>1</sup>	
1981-80	Hatchback Rear				41917 <sup>1</sup>	40717A <sup>1</sup>	40517 <sup>1</sup>	
	Front				41915 <sup>1</sup>	40715 <sup>1</sup>	40515 <sup>1</sup>	
1981-80	Hatchback Rear				41916 <sup>1</sup>	40716A <sup>1</sup>	40516 <sup>1</sup>	
	Front							
<b>Tundra</b>								
2014	Driver's Side	26OE						
	Passenger's Side	22OE						
2013-07	Driver's Side	26OE	4843					
	Passenger's Side	22OE	4841					
2006-00	Driver's Side	19A	4819	19-CA	41919	40719A	40519	
	Passenger's Side	19B	4819	19-CA	41919	40719A	40519	
<b>T100</b>								
1998-95	Front	19A	4819	19-CA	41919	40719A	40519	
	Rear				41913	40713	40513	
1994-93	Front		4819	19-CA	41919	40719A	40519	
	Rear				41913	40713	40513	
<b>Van</b>								
1989-84	Front				41917 <sup>1</sup>	40717A <sup>1</sup>	40517 <sup>1</sup>	
	Rear				41917 <sup>1</sup>	40717A <sup>1</sup>	40517 <sup>1</sup>	
<b>Van Wagon</b>								
1988	Front				41917 <sup>1</sup>	40717A <sup>1</sup>	40517 <sup>1</sup>	
	Rear				41917 <sup>1</sup>	40717A <sup>1</sup>	40517 <sup>1</sup>	
<b>Venza</b>								
2014	Driver's Side	26A	4826	26-CA	41926	40726	40526	
	Passenger's Side	22A	4822	22-CA	41922	40722A	40522	
2013-09	Driver's Side	26A	4826	26-CA	41926	40726	40526	
	Passenger's Side	22A	4822	22-CA	41922	40722A	40522	
	Rear							H307
<b>Yaris</b>								
2013-12	Hatchback Rear							H307
2011-07	Driver's Side	26A	4826	26-CA	41926	40726	40526	
	Passenger's Side	13A	4813	13-CA	41913	40713	40513	
2006	Hatchback Rear							H307
	Driver's Side	26A	4826	26-CA	41926	40726	40526	
	Passenger's Side	13A	4813	13-CA	41913	40713	40513	
2006	Rear							H307
	Front							
<b>4Runner</b>								
2014-10	Driver's Side		4824	24-CA	41924	40724	40524	
	Passenger's Side		4820	20-CA	41920	40720A	40520	
2009-04	Driver's Side	22A	4822	22-CA	41922	40722A	40522	
	Passenger's Side	20A	4820	20-CA	41920	40720A	40520	
2003	Driver's Side	22A	4822	22-CA	41922	40722A	40522	
	Passenger's Side	20A	4820	20-CA	41920	40720A	40520	
	Rear					40711		
2002-99	Front	17A	4817	17-CA	41917	40717A	40517	
1998-93	Front	16A	4816	16-CA	41916	40716A	40516	
1992-84	Front				41917 <sup>1</sup>	40717A <sup>1</sup>	40517 <sup>1</sup>	

1 Use Separate Enclosed Connector


		ICON	Evolution	Clear Advantage	Excel+	Micro Edge	Direct Connect	OE Style Blade
<b>Triumph</b>								
<b>Spitfire</b>								
1980-76	Front					40711 <sup>1</sup>	40511 <sup>1</sup>	
1975	Front					40711	40511 <sup>1</sup>	
1974-73	Front					40711		
<b>TR6</b>								
1976-70	Front					40711 <sup>1</sup>	40511 <sup>1</sup>	
<b>TR7</b>								
1981-75	Front					40717A		
<b>TR8</b>								
1982-81	Front					40717A		
1980	Front		4817	17-CA	41917 <sup>1</sup>	40717A <sup>1</sup>	40517 <sup>1</sup>	
<b>Volkswagen</b>								
<b>Beetle</b>								
2013-12	Front							3397009798 <sup>2</sup>
2009-98	Front							3397118408 <sup>2</sup>
1979	Front				41915	40715	40515	
1978-77	Front					40711 <sup>1</sup>	40511 <sup>1</sup>	
1976	Front					40711 <sup>1</sup>	40511 <sup>1</sup>	
	Sedan	Front	To 12/75		41915			
1975	Front				41915	40711 <sup>1</sup>	40511 <sup>1</sup>	
1974-70	Front					40711		
1969-68	Front					40711	40511 <sup>1</sup>	
1967-65	Front					40710 <sup>1</sup>		
<b>Cabrio</b>								
2002-96	Driver's Side	21A	4821	21-CA	41921	40721	40521	
	Passenger's Side	19B	4819	19-CA	41919	40719A	40519	
1995	Driver's Side	21A	4821			40721		
	Passenger's Side	19B	4819			40719A		
<b>Cabriolet</b>								
1993-85	Front					40716A		
<b>Campmobile</b>								
1974	Front	16A	4816	16-CA	41916	40716A	40516	
1973-72	Front					40716A		
1970-68	Front					40716A		
<b>CC</b>								
2014	Driver's Side	240E						
	Passenger's Side	190E						
2012-09	Driver's Side	240E	4842					
	Passenger's Side	190E	4838					
<b>Corrado</b>								
1995	Rear		4818	18-CA	41918	40718A	40518	
1994-91	Front	19A	4819	19-CA	41919	40719A	40519	3397118541 <sup>2</sup>
	Rear		4818	18-CA	41918	40718A	40518	
1990	Front		4819	19-CA	41919	40719A	40519	3397118541 <sup>2</sup>
	Rear		4818	18-CA	41918	40718A	40518	
<b>Dasher</b>								
1981	Front		4816		41916	40716A		
	Rear		4816	16-CA	41916	40716A	40516	
1980-79	Front	16A	4816	16-CA	41916	40716A	40516	
	Rear		4816	16-CA	41916	40716A	40516	
1978-77	Front		4816	16-CA	41916	40716A	40516	
	Rear		4816	16-CA	41916	40716A	40516	
1976-74	Front	16A	4816	16-CA	41916	40716A	40516	
	Rear		4816	16-CA	41916	40716A	40516	
<b>Eos</b>								
2014	Driver's Side	240E						
	Passenger's Side	190E						
2013-07	Front							3397118979 <sup>2</sup>
	Driver's Side	240E	4842					
	Passenger's Side	190E	4838					

1 Use Separate Enclosed Connector  
2 Set



			ICON	Evolution	Clear Advantage	Excel+	Micro Edge	Direct Connect	OE Style Blade
<b>Volkswagen (cont'd)</b>									
<b>EuroVan</b>									
2003-02	Standard Passenger Van	Front	21A	4821	21-CA	41921	40721	40521	
		Rear		4816	16-CA	41916	40716A	40516	
	Van Camper	Front	21A	4821	21-CA	41921	40721	40521	
		Rear		4816	16-CA	41916	40716A	40516	
2001-00	Standard Passenger Van	Front	21A	4821	21-CA	41921	40721	40521	
		Rear		4816	16-CA	41916	40716A	40516	
1999		Front	21A	4821	21-CA	41921	40721	40521	
		Rear		4816	16-CA	41916	40716A	40516	
1997-92		Front	21A	4821	21-CA	41921	40721	40521	
		Rear		4818	18-CA	41918	40718A	40518	
<b>Fastback</b>									
1973-71		Front					40715		
1970-66		Front					40713		
<b>Fox</b>									
1993-91		Front		4818	18-CA	41918	40718A	40518	
1990-87		Front		4818	18-CA	41918	40718A	40518	
		Rear		4818	18-CA	41918	40718A	40518	
<b>Golf</b>									
2014		Driver's Side	240E						
		Passenger's Side	190E						
		Rear							A282H
2013-10		Front							3397118979 <sup>2</sup>
		Driver's Side	240E	4842					
		Passenger's Side	190E	4838					
2006		Front							A282H
		Driver's Side	240E						3397118936 <sup>2</sup>
		Passenger's Side	190E						
2005-99		Front							A330H
		Driver's Side	21A	4821	21-CA	41921	40721	40521	3397001584 <sup>2,9</sup>
		Passenger's Side	19B	4819	19-CA	41919	40719A	40519	
		Rear			13-CA	41913	40713	40513	
1998-93		Front							3397118406 <sup>2</sup>
		Driver's Side	21A	4821	21-CA	41921	40721	40521	
		Passenger's Side	19B	4819	19-CA	41919	40719A	40519	
1992-85		Front	16A	4816	16-CA	41916	40716A	40516	
		Driver's Side		4816	16-CA	41916	40716A	40516	
		Rear		4816	16-CA	41916	40716A	40516	
<b>Golf City</b>									
2010		Front							3397118979 <sup>2</sup>
		Driver's Side	240E						
		Passenger's Side	190E						
		Rear							A282H
2009-08		Rear						A330H	
2007		Front							3397118979 <sup>2</sup>
		Driver's Side	240E	4842					
		Passenger's Side	190E	4838					
		Rear							A330H
<b>GTI</b>									
2014		Driver's Side	240E						
		Passenger's Side	190E						
		Rear							A282H
2013-10		Front							3397118979 <sup>2</sup>
		Driver's Side	240E	4842					
		Passenger's Side	190E	4838					
		Rear							A282H


2 Set  
9 Passenger side, curved

			ICON	Evolution	Clear Advantage	Excel+	Micro Edge	Direct Connect	OE Style Blade
<b>Volkswagen (cont'd)</b>									
<b>GTI (cont'd)</b>									
2009-07		Front							3397118979 <sup>2</sup>
		Driver's Side	240E	4842					
		Passenger's Side	190E	4838					
		Rear							A330H
2006		Front							3397118936 <sup>2</sup>
		Driver's Side	240E						
		Passenger's Side	190E						
		Rear							A330H
<b>Jetta</b>									
2014	Wagon	Driver's Side	240E						
		Passenger's Side	190E						
2013	Wagon	Driver's Side	240E						
		Passenger's Side	190E						
		Rear							A282H
2012-11	Wagon	Front							3397118979 <sup>2</sup>
		Driver's Side	240E						
		Passenger's Side	190E						
		Rear							A282H
2010		Front							3397118979 <sup>2</sup>
		Driver's Side	240E	4842					
		Passenger's Side	190E	4838					
	Wagon	Rear							A282H
2009-08		Front							3397118979 <sup>2</sup>
		Driver's Side	240E	4842					
		Passenger's Side	190E	4838					
	Wagon	Rear							A330H
2007		Front							3397118979 <sup>2</sup>
		Driver's Side	240E	4842					
		Passenger's Side	190E	4838					
2006	Sedan	Driver's Side	240E						
		Passenger's Side	190E						
2005		Driver's Side, Early	21A	4821	21-CA	41921	40721	40521	
		Driver's Side, Late	240E	4824	24-CA				
		Passenger's Side, Early	19B			41919	40719A	40519	
		Passenger's Side, Late	190E						
	Wagon	Passenger's Side		4819	19-CA				
		Rear			15-CA	41915	40715	40515	
2004-01		Front							3397001584 <sup>2,9</sup>
		Driver's Side	21A	4821	21-CA	41921	40721	40521	
		Passenger's Side	19B	4819	19-CA	41919	40719A	40519	
	Wagon	Rear			15-CA	41915	40715	40515	
2000-99		Front							3397001584 <sup>2,9</sup>
		Driver's Side	21A	4821	21-CA	41921	40721	40521	
		Passenger's Side	19B	4819	19-CA	41919	40719A	40519	
1998-93		Front							3397118406 <sup>2</sup>
		Driver's Side	21A	4821	21-CA	41921	40721	40521	
		Passenger's Side	19B	4819	19-CA	41919	40719A	40519	
1992-86		Front, For vehicles with GLI equipment	18A	4818	18-CA	41918	40718A	40518	
		Front, Not for vehicles with GLI equipment	16A	4816	16-CA	41916	40716A	40516	
1985		Driver's Side, For vehicles with GLI equipment		4818					
		Front, For vehicles with GLI equipment	18A		18-CA	41918	40718A	40518	
		Front, Not for vehicles with GLI equipment	16A	4816	16-CA	41916	40716A	40516	
		Front							3397118506 <sup>2</sup>
1984-80		Front		4816	16-CA	41916	40716A	40516	
<b>Jetta City</b>									
2009-08		Front							3397118979 <sup>2</sup>
		Driver's Side	240E						
		Passenger's Side	190E						


2 Set  
9 Passenger side, curved


		ICON	Evolution	Clear Advantage	Excel+	Micro Edge	Direct Connect	OE Style Blade
<b>Volkswagen (cont'd)</b>								
<b>Jetta City (cont'd)</b>								
2007	Front							3397118979 <sup>2</sup>
	Driver's Side	24OE						
	Passenger's Side	19OE						
Sedan	Driver's Side		4842					
	Passenger's Side		4838					
<b>Karmann Ghia</b>								
1974-68	Front					40713		
<b>Passat</b>								
2014	Driver's Side	24OE						
	Passenger's Side	19OE						
2010-07	Front							3397118979 <sup>2</sup>
	Driver's Side	24OE						
	Passenger's Side	19OE						
Wagon	Rear							A281H
2006	Front							3397118979 <sup>2</sup>
	Driver's Side	24OE						
	Passenger's Side	19OE						
2005	Driver's Side	21OE		21-CA <sup>1</sup>				
	Passenger's Side	19OE		19-CA <sup>1</sup>				
Sedan	Driver's Side		4821 <sup>1</sup>					
	Passenger's Side		4819 <sup>1</sup>					
Wagon	Driver's Side		4821					
	Passenger's Side		4819					
	Rear							A281H
2004	Driver's Side	21OE		21-CA <sup>1</sup>				
	Passenger's Side	19OE		19-CA <sup>1</sup>				
Sedan	Driver's Side		4821 <sup>1</sup>					
	Passenger's Side		4819 <sup>1</sup>					
Wagon	Driver's Side		4821					
	Passenger's Side		4819					
	Rear			15-CA	41915	40715	40515	
2003-02	Driver's Side	21OE	4821 <sup>1</sup>	21-CA <sup>1</sup>				
	Passenger's Side	19OE	4819 <sup>1</sup>	19-CA <sup>1</sup>				
Wagon	Rear			15-CA	41915	40715	40515	
2001-98	Front							3397001583 <sup>2</sup>
	Driver's Side	21A	4821	21-CA	41921	40721	40521	
	Passenger's Side	21B	4821	21-CA	41921	40721	40521	
Wagon	Rear			15-CA	41915	40715	40515	
1997-90	Front							3397118401 <sup>2</sup>
	Driver's Side	21A	4821	21-CA	41921	40721	40521	
	Passenger's Side	21B	4821	21-CA	41921	40721	40521	
Wagon	Rear		4816	16-CA	41916	40716A	40516	
<b>Passat CC</b>								
2010-09	Front							3397118979 <sup>2</sup>
	Driver's Side	24OE	4842					
	Passenger's Side	19OE	4838					
<b>Quantum</b>								
1988-84	Front	18A	4818	18-CA	41918	40718A	40518	3397118506 <sup>2</sup>
Wagon	Rear				41913	40713	40513	
1983	Front	18A	4818	18-CA	41918	40718A	40518	3397118506 <sup>2</sup>
Coupe	Rear				41913	40713	40513	
Wagon	Rear				41913	40713	40513	
1982	Front							3397118506 <sup>2</sup>
Wagon	Rear				41913	40713	40513	
<b>Rabbit</b>								
2009-07	Front							3397118979 <sup>2</sup>
	Driver's Side	24OE	4842					
	Passenger's Side	19OE	4838					
	Rear							A330H
2006	Driver's Side	26OE						
	Passenger's Side	19OE						
	Rear							A330H

1 Use Separate Enclosed Connector  
2 Set

		ICON	Evolution	Clear Advantage	Excel+	Micro Edge	Direct Connect	OE Style Blade
<b>Volkswagen (cont'd)</b>								
<b>Rabbit (cont'd)</b>								
1984-75	Front		4816	16-CA	41916	40716A	40516	
	Rear		4816	16-CA	41916	40716A	40516	
<b>Rabbit Convertible</b>								
1984-80	Front		4816	16-CA	41916	40716A	40516	
<b>Rabbit Pickup</b>								
1983-81	Front		4816		41916	40716A		
	Rear		4816		41916	40716A		
1980	Front		4816		41916	40716A		
	Rear		4816		41916			
<b>Routan</b>								
2012-11	Driver's Side	26A	4826	26-CA	41926	40726	40526	
	Passenger's Side	20A	4820	20-CA	41920	40720A	40520	
	Rear		4816	16-CA	41916	40716A	40516	
2010	Driver's Side	26A	4826	26-CA	41926	40726	40526	
	Passenger's Side	20A	4820	20-CA	41920	40720A	40520	
	Rear							H402
2009	Driver's Side		4826	26-CA	41926	40726	40526	
	Passenger's Side		4820	20-CA	41920	40720A	40520	
	Rear							H402
<b>R32</b>								
2008	Driver's Side	240E						
	Passenger's Side	190E						
<b>Scirocco</b>								
1989	Front							3397118506 <sup>2</sup>
	Rear		4816	16-CA	41916	40716A	40516	
1988	Front							3397118541 <sup>2</sup>
	Driver's Side	19A	4819	19-CA	41919	40719A	40519	
	Passenger's Side	18A	4818	18-CA	41918	40718A	40518	
	Rear		4816	16-CA	41916	40716A	40516	
1987-84	Front	19A	4819	19-CA	41919	40719A	40519	
	Rear		4816	16-CA	41916	40716A	40516	
1983	Front	19A	4819	19-CA	41919	40719A	40519	3397118542 <sup>2</sup>
	Rear		4816	16-CA	41916	40716A	40516	
1982	Front	19A	4819	19-CA	41919	40719A	40519	
	Rear		4816	16-CA	41916	40716A	40516	
1981-75	Front	17A	4817	17-CA	41917	40717A	40517	
	Rear		4816	16-CA	41916	40716A	40516	
<b>Squareback</b>								
1973-71	Front					40715		
1970-66	Front					40713		
<b>Super Beetle</b>								
1980	Front	To 12/79				40715	40515	
1979	Front				41915	40715	40515	
1978-77	Front					40711 <sup>1</sup>	40511 <sup>1</sup>	
1976	Front					40711 <sup>1</sup>	40511 <sup>1</sup>	
	Sedan	Front	To 12/75		41915			
1975	Front				41915	40711 <sup>1</sup>	40511 <sup>1</sup>	
1974	Front					40715		
1973-71	Front					40711		
<b>Tiguan</b>								
2014	Driver's Side	240E		240E-CA				
	Passenger's Side	210E		210E-CA				
	Rear							A330H
2013-09	Driver's Side	240E	4842	240E-CA				
	Passenger's Side	210E	4840	210E-CA				
	Rear							A330H
<b>Touareg</b>								
2013-11	Front							3397009034 <sup>2</sup>
2010-08	Front							3397009034 <sup>2</sup>
	Rear							A330H
2007-04	Front							3397118942 <sup>2</sup>
	Rear							A330H

1 Use Separate Enclosed Connector  
2 Set


		ICON	Evolution	Clear Advantage	Excel+	Micro Edge	Direct Connect	OE Style Blade
<b>Volkswagen (cont'd)</b>								
<b>Transporter</b>								
1994	Front							3397118401 <sup>2</sup>
1993-92	Front	21A	4821	21-CA	41921	40721	40521	
	Rear		4818	18-CA	41918	40718A	40518	
1991-85	Front							3397118506 <sup>2</sup>
1979-76	Front		4816		41916	40716A		
1975-70	Front	16A	4816	16-CA	41916	40716A	40516	
1969-68	Front					40716A		
<b>Vanagon</b>								
1991-80	Front	18A	4818	18-CA	41918	40718A	40518	3397118506 <sup>2</sup>
	Rear		4816	16-CA	41916	40716A	40516	
<b>411</b>								
1972-71	Front					40716A		
<b>412</b>								
1974-73	Front		4816	16-CA	41916	40716A	40516	
<b>Volvo</b>								
<b>C30</b>								
2013	Driver's Side	260E						
	Passenger's Side	200E						
2012-10	Front							3397007088 <sup>2</sup>
	Driver's Side	260E	4843					
	Passenger's Side	200E	4839					
	Rear							H402
2009-08	Front							3397007088 <sup>2</sup>
	Driver's Side	260E	4843					
	Passenger's Side	200E	4839					
	Rear							A401H
2007	Driver's Side		4843					
	Passenger's Side		4839					
<b>C70</b>								
2013-06	Driver's Side	260E	4843					
	Passenger's Side	190E	4838					
2004-03	Front	21A	4821	21-CA	41921	40721	40521	3397118401 <sup>2</sup>
2002-98	Front	21A	4821	21-CA	41921	40721	40521	3397118401 <sup>2</sup>
	Coupe Rear		4817	17-CA	41917	40717A	40517	
<b>S40</b>								
2011-07	Front							3397007088 <sup>2</sup>
	Driver's Side	260E	4843					
	Passenger's Side	200E	4839					
2006	Front, Early							3397118953 <sup>2</sup>
	Front, Late							3397007088 <sup>2</sup>
	Driver's Side	260E	4843					
2005-04	Passenger's Side	200E	4839					
	Driver's Side	260E	4843					
2005-04	Passenger's Side	200E	4839					
	Driver's Side	260E	4843					
2003-01	Front							3397118404 <sup>2</sup>
	Driver's Side	21A	4821	21-CA	41921	40721	40521	
	Passenger's Side	20B	4820	20-CA	41920	40720A	40520	
2000	Front							3397118404 <sup>2</sup>
	Driver's Side	21A		21-CA		40721		
	Passenger's Side	20B	4820	20-CA	41920	40720A		
<b>S60</b>								
2014-11	Driver's Side	260E						
	Passenger's Side	200E						
2008-05	Front							3397118966 <sup>2</sup>
	Driver's Side	240E	4842	240E-CA				
	Passenger's Side	210E	4840	210E-CA				
2004-01	Driver's Side	24A				40724		
<b>S70</b>								
2000-98	Front	21A	4821	21-CA	41921	40721	40521	3397118401 <sup>2</sup>

		ICON	Evolution	Clear Advantage	Excel+	Micro Edge	Direct Connect	OE Style Blade
<b>Volvo (cont'd)</b>								
<b>S80</b>								
2014-13	Driver's Side	260E						
	Passenger's Side	200E						
2012-08	Front							3397007088 <sup>2</sup>
	Driver's Side	260E	4843					
	Passenger's Side	200E	4839					
2007	Driver's Side	240E	4842					
	Passenger's Side	200E	4839					
2006-05	Front							3397118966 <sup>2</sup>
	Driver's Side	240E	4842	240E-CA				
	Passenger's Side	210E	4840	210E-CA				
2004-03	Front							3397001802 <sup>2,9</sup>
	Driver's Side					40724		
2002-99	Front							3397001802 <sup>2,9</sup>
	Driver's Side	24A				40724		
<b>S90</b>								
1998	Front	21A	4821	21-CA	41921	40721	40521	3397118401 <sup>2</sup>
1997	Front							3397118401 <sup>2</sup>
<b>V40</b>								
2004	Front							3397118953 <sup>2</sup>
	Driver's Side	260E						
	Passenger's Side	200E						
	Rear		4816	16-CA	41916	40716A	40516	
2003-00	Front							3397118404 <sup>2</sup>
	Driver's Side	21A	4821	21-CA	41921	40721	40521	
	Passenger's Side	20B	4820	20-CA	41920	40720A	40520	
	Rear		4816	16-CA	41916	40716A	40516	
<b>V50</b>								
2011-08	Front							3397007088 <sup>2</sup>
	Driver's Side	260E	4843					
	Passenger's Side	200E	4839					
	Rear							H874
2007-05	Front							3397118953 <sup>2</sup>
	Driver's Side	260E	4843					
	Passenger's Side	200E	4839					
	Rear							H874
<b>V70</b>								
2010-08	Front							3397007088 <sup>2</sup>
	Driver's Side	260E	4843					
	Passenger's Side	200E	4839					
	Rear							A351H
2007-05	Front							3397118966 <sup>2</sup>
	Driver's Side	240E	4842	240E-CA				
	Passenger's Side	210E	4840	210E-CA				
	Rear							H370 <sup>17</sup>
2004-01	Front							3397001802 <sup>2,9</sup>
	Driver's Side	24A	4824	24-CA	41924	40724	40524	
	Passenger's Side	22A	4822	22-CA	41922	40722A	40522	
	Rear		4816	16-CA	41916	40716A	40516	
2000-98	Front	21A	4821	21-CA	41921	40721	40521	3397118401 <sup>2</sup>
	Rear		4817	17-CA	41917	40717A	40517	
<b>V90</b>								
1998	Front	21A	4821	21-CA	41921	40721	40521	3397118401 <sup>2</sup>
1997	Front							3397118401 <sup>2</sup>
<b>XC60</b>								
2014	Driver's Side	260E						
	Passenger's Side	200E						
2013	Front							3397007088 <sup>2</sup>
	Driver's Side	260E						
	Passenger's Side	200E						
	Rear							A380H


2 Set  
9 Passenger side, curved  
17 For plastic wiper blade only

		ICON	Evolution	Clear Advantage	Excel+	Micro Edge	Direct Connect	OE Style Blade
<b>Volvo (cont'd)</b>								
<b>XC60 (cont'd)</b>								
2012-10	Front							3397007088 <sup>2</sup>
	Driver's Side	26OE	4843					
	Passenger's Side	20OE	4839					
	Rear							A380H
<b>XC70</b>								
2014-13	Driver's Side	26OE						
	Passenger's Side	20OE						
	Rear							A351H
2012-08	Front							3397007088 <sup>2</sup>
	Driver's Side	26OE	4843					
	Passenger's Side	20OE	4839					
	Rear							A351H
2007-05	Front							3397118966 <sup>2</sup>
	Driver's Side	24OE	4842	24OE-CA				
	Passenger's Side	21OE	4840	21OE-CA				
	Rear							H370 <sup>17</sup>
2004	Driver's Side		4824	24-CA	41924	40724	40524	
	Rear							H370 <sup>17</sup>
2003	Driver's Side	24A	4824	24-CA	41924	40724	40524	
	Rear							H370 <sup>17</sup>
<b>XC90</b>								
2013-07	Front							3397118966 <sup>2</sup>
	Driver's Side	24OE	4842	24OE-CA				
	Passenger's Side	21OE	4840	21OE-CA				
	Rear							A380H
2006-05	Front							3397118966 <sup>2</sup>
	Driver's Side	24OE	4842	24OE-CA				
	Passenger's Side	21OE	4840	21OE-CA				
	Rear							H370 <sup>17</sup>
2004-03 Wagon	Front							3397001802 <sup>2,9</sup>
	Driver's Side	24A	4824	24-CA	41924	40724	40524	
	Passenger's Side		4822	22-CA	41922	40722A	40522	
	Rear							H370 <sup>17</sup>
<b>142</b>								
1974-69	Front					40716A		
<b>144</b>								
1974-69	Front					40716A		
<b>145</b>								
1974-69	Front					40716A		
<b>164</b>								
1975-72	Front					40716A		
<b>240</b>								
1993-91	Front	17A	4817	17-CA	41917	40717A	40517	3397118506 <sup>2</sup>
1990 Sedan	Front	17A	4817	17-CA	41917	40717A	40517	3397118506 <sup>2</sup>
<b>242</b>								
1984-75	Front					40716A		
<b>244</b>								
1989-86	Front					40717A		
1985	Front		3/85 on			40716A	40717A	
	Front					40716A		
1984-75	Front					40716A		
<b>245</b>								
1989-86	Front					40717A		
	Rear					40711	40511	
1985	Front		To 02/85 03/85 on			40716A		
	Front					40717A		
	Rear					40713		
1984-75	Front					40716A		
	Rear					40713		
<b>262</b>								
1979-78	Front					40716A		
1976	Front					40716A		

2 Set  
9 Passenger side, curved  
17 For plastic wiper blade only

			ICON	Evolution	Clear Advantage	Excel+	Micro Edge	Direct Connect	OE Style Blade
<b>Volvo (cont'd)</b>									
<b>264</b>									
1982-76		Front					40716A		
<b>265</b>									
1981-80		Front					40716A		
		Rear					40713		
1979-76		Front					40716A		
<b>740</b>									
1992-87		Front	20A	4820	20-CA	41920	40720A	40520	3397118561 <sup>2</sup>
	Wagon	Rear				41913	40713	40513	
1986		Front	20A	4820	20-CA	41920	40720A	40520	3397118561 <sup>2</sup>
		Rear				41913	40713		
	Wagon	Rear						40513	
1985		Front	20A	4820	20-CA	41920	40720A	40520	3397118561 <sup>2</sup>
		Rear				41913	40713		
<b>745</b>									
1985		Front					40720A		
		Rear					40713		
<b>760</b>									
1990-89	Sedan	Front	21A	4821	21-CA	41921	40721	40521	3397118401 <sup>2</sup>
	Wagon	Front	20A		20-CA				
1988-87		Front	20A		20-CA				
	Sedan	Front		4820		41920	40720A	40520	3397118561 <sup>2</sup>
		Rear					40711	40511	
1986		Front	20A	4820	20-CA	41920	40720A	40520	
	Sedan	Front							3397118561 <sup>2</sup>
		Rear					40711	40511	
1985		Front	20A	4820	20-CA	41920	40720A	40520	
		Rear					40711	40511	
	Sedan	Front							3397118561 <sup>2</sup>
1984		Front	20A	4820	20-CA	41920	40720A	40520	
	Sedan	Front							3397118561 <sup>2</sup>
1983		Front					40716A		
	Sedan						40720A		
<b>780</b>									
1991-87		Front		4820		41920	40720A		
<b>850</b>									
1997		Front	21A	4821	21-CA	41921	40721	40521	3397118401 <sup>2</sup>
	Wagon	Rear		4817	17-CA	41917	40717A	40517	
1996		Front	21A	4821		41921	40721	40521	3397118401 <sup>2</sup>
	Wagon	Front			21-CA				
		Rear		4817		41917	40717A	40517	
1995-94		Front	21A	4821		41921	40721	40521	3397118401 <sup>2</sup>
	Wagon	Rear		4817		41917	40717A	40517	
1993		Front	21A	4821		41921	40721	40521	3397118401 <sup>2</sup>
<b>940</b>									
1995-91	Sedan	Front		4820	20-CA	41920	40720A	40520	3397118561 <sup>2</sup>
		Driver's Side	21A						
		Passenger's Side	20A						
<b>960</b>									
1997		Front					40721		
	Wagon	Rear				41913	40713	40513	
1996-95		Front	21A	4821			40721		
	Wagon	Rear				41913	40713	40513	
1994-93		Front					40721		
	Wagon	Rear				41913	40713	40513	
1992		Front					40721		
	Wagon	Rear			13-CA	41913	40713	40513	



	ICON	Evolution	Clear Advantage	Excel+	Micro Edge	Direct Connect	OE Style Blade
<b>Yugo</b>							
<b>Cabrio</b>							
1992-90	Front	16A	4816	16-CA	41916	40716A	40516
<b>GV</b>							
1992-86	Front	16A	4816	16-CA	41916	40716A	40516
	Rear				41913 <sup>1</sup>	40713 <sup>1</sup>	40513 <sup>1</sup>
<b>GVL</b>							
1989-88	Front	16A	4816	16-CA	41916	40716A	40516
	Rear				41913 <sup>1</sup>	40713 <sup>1</sup>	40513 <sup>1</sup>
<b>GVS</b>							
1988	Front	16A	4816	16-CA	41916	40716A	40516
	Rear				41913 <sup>1</sup>	40713 <sup>1</sup>	40513 <sup>1</sup>
<b>GVX</b>							
1989-87	Front	16A	4816	16-CA	41916	40716A	40516
	Rear				41913 <sup>1</sup>	40713 <sup>1</sup>	40513 <sup>1</sup>

1 Use Separate Enclosed Connector